


PROPER CHILD SAFETY SEAT USE CHART	WEIGHT	Infant	Toddler-Preschooler	Child				
	TYPE OF SEAT	Birth to 1 year up to 20 lbs.* <i>*Varies per restraint</i>	Between 20-40 lbs. AND over 1 year.	Over 40 lbs up to 100 lbs.* <i>*Varies per restraint</i>	Infant Seats	Convertible Seats	Booster Seats	Lap/Shoulder Belts
	SEAT DIRECTION	Rear-facing ONLY.	Forward-facing.	Forward-facing.				
	ALWAYS MAKE SURE	Harness straps <b>at or below</b> shoulder level.	Harness straps <b>at or above</b> shoulder level. <i>(Top slot usually required)</i>	<b>MUST BE</b> used with both lap and shoulder belt.	<ul style="list-style-type: none"> <li>• Read and follow the manufacturer's guidelines for your child's safety seat.</li> <li>• Make sure the safety seat is secured correctly and tightly to the vehicle's seat. For a seat to be effective, it must be used properly.</li> <li>• Do not place a rear-facing infant seat in an airbag-equipped seating position. The safest position for safety seats is always in the middle of the backseat. If a forward-facing child safety seat is placed in an airbag-equipped seating position, slide the vehicle seat as far back as possible.</li> </ul>			
	LAW: VISUAL INSPECTION	<b>In a federally approved seat.</b> Recommended rear-facing to upper limits of child seat.	<b>In a federally approved seat.</b> Recommended forward-facing with a harness system.	<b>4 to 8 years OR under 80 lbs. OR under 4'9" tall</b> <b>MUST BE</b> in a booster seat using a lap/shoulder belt when available.				

For more information contact: Kansas Traffic Safety Resource Office • 2930 Wanamaker Drive, Suite 100 • Topeka, KS 66614 • Telephone: 1-800-416-2522 • E-mail: KTSRO@dccca.org • www.ktsro.org

## It's the law!

### Child Passenger Safety Act (KSA 8-1343)

- This law requires all children under age 4 to be in a federally approved child safety seat.
- Children ages 4 to 8 must be in a federally approved child safety seat/booster seat UNLESS the child weighs more than 80 lbs. OR is taller than 4'9".
- Children 8 years of age but under the age of 14 must be protected by a safety belt.
- This law applies to all passenger cars designed for carrying fewer than 10 passengers, as defined by KSA 8-1343a. The fine is \$60 plus court costs.
- Persons under age 14 are prohibited from riding in any portion of the vehicle not intended for passengers; this includes riding in the back of pickup trucks. The fine for this violation is \$60 plus court costs.


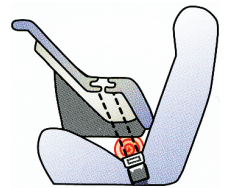

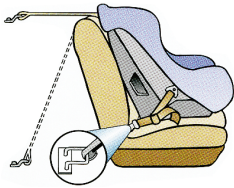
### Safety Belt Use Act (KSA 8-2501)

- **Primary Enforcement:** Occupants of a passenger car\* 14 years of age but younger than 18 years of age can be cited for this violation-KSA 8-2503. The fine is \$60, including court costs.
- **Front-seat occupants of a passenger car\* 18 years and older can be cited for a seat belt violation.** The fine is \$5, including court costs. Fines after July 1, 2011, will be \$10, including court costs.
- **Secondary Enforcement:** Second and third-row occupants of a passenger car\* 18 years and older can be cited for a seat belt violation only after another citation is issued, such as a front-seat primary seat belt violation (KSA 8-2501). The fine is \$5, including court costs. Fines after July 1, 2011, will be \$10, including court costs.

### Commercial Seat Belt DOT. 392.16/ CMV 66-1,129 82-4-3h

- A commercial motor vehicle which has a seat belt assembly installed at the driver's seat shall not be driven unless the driver has properly restrained himself/herself with the seat belt assembly. Fine: \$100 plus court cost.

\*This law applies to all passenger cars carrying fewer than 10 passengers as defined by KSA 8-2502.

 <p><b>HARNES FIT:</b> Tighten so only one finger fits under harness at collar bone.</p>	 <p><b>REAR-FACING SEAT:</b> Seat must be reclined at proper angle. Check car seat instruction book for angle recommendation. The base of the seat needs to look like it is sitting flat on a table top. Use towel or foam noodle to maintain position.</p>	 <p>free-sliding latchplate locking clip locking clip on a seat belt put 1/2" from latch plate</p> <p><b>LOCKING CLIP:</b> Check child restraint or vehicle owner's manual for correct usage instructions.</p>
<p><b>RETAINER CLIP:</b> Adjust to be level with armpits.</p>	<p>All children 12 and under should ride in the back seat. Lap belt <b>MUST</b> fit across upper thighs and shoulder belt <b>MUST</b> fit across center of chest.</p>	<p><b>TOP TETHER STRAP:</b> Attach strap to auto manufacturer's anchor. Limits upper body forward movement.</p>  <p>Location in rear filler panel of passenger cars. Location in cargo floor of station wagons or vans.</p>