



Address 8948 Mize Rd  
Lenexa, KS 66227

Get Google Maps on your phone

Text the word "GMAPS" to 466453



Page 1




Route:  
Railsiding North on Hwy 7 to  
U Turn at W 75th St to  
Hwy 7 south to  
west on W 83rd St to  
south on Mize Rd to Substation

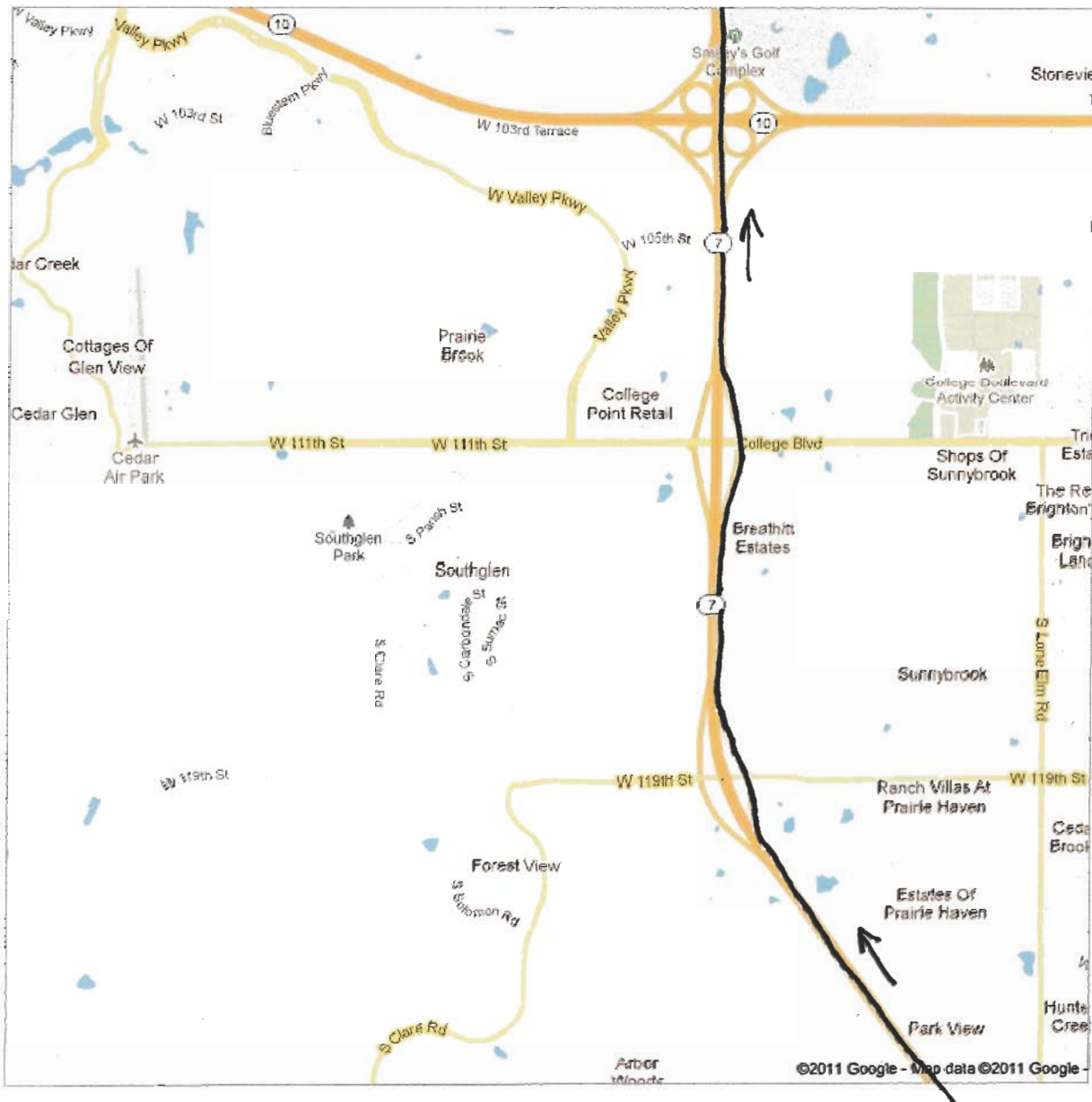


Address **8948 Mize Rd**  
**Lenexa, KS 66227**

Get Google Maps on your phone  
Text the word "GMAPS" to 466453



Page 2





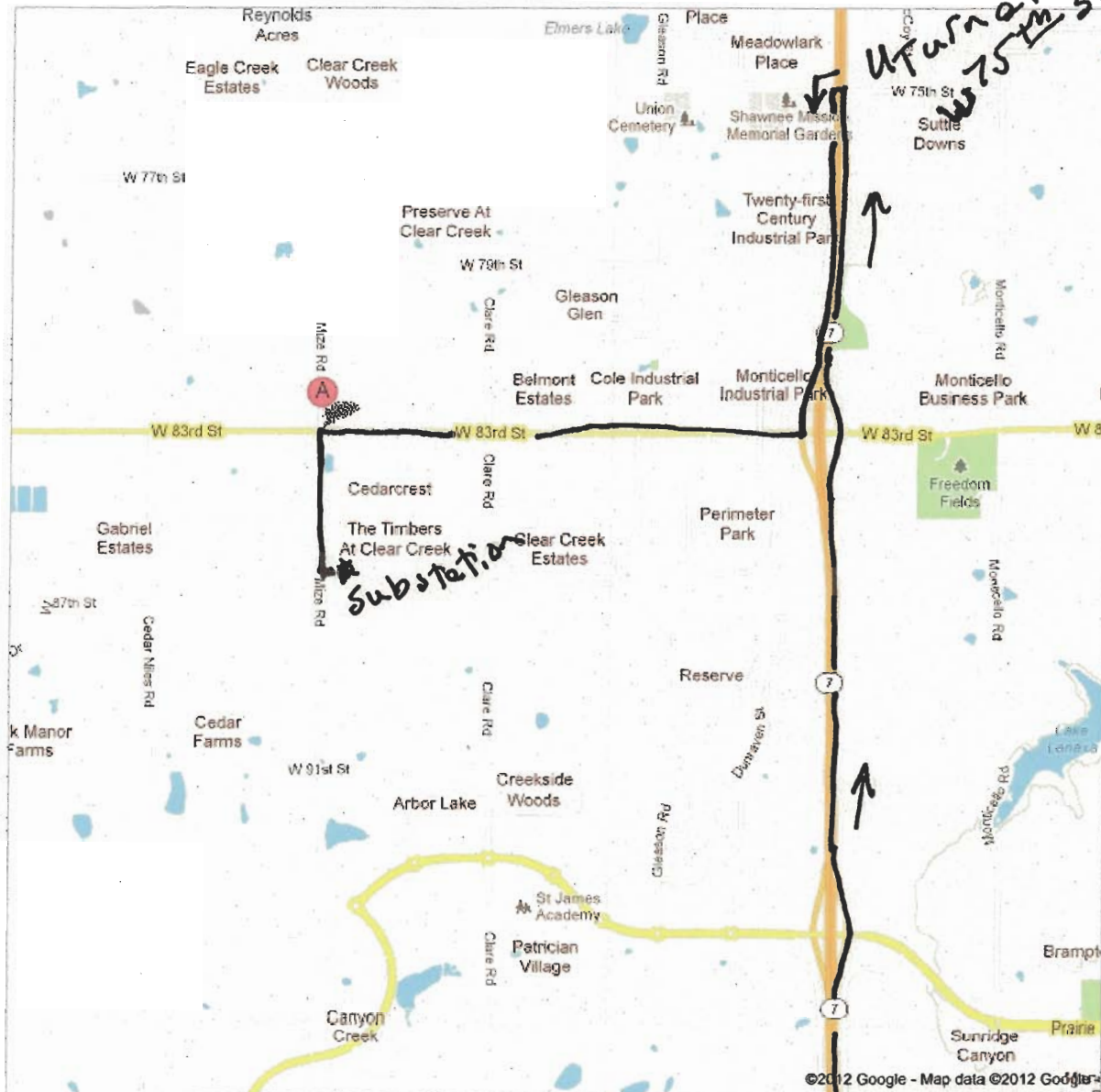
Address 8948 Mize Rd  
Lenexa, KS 66227






















Get Google Maps on your phone

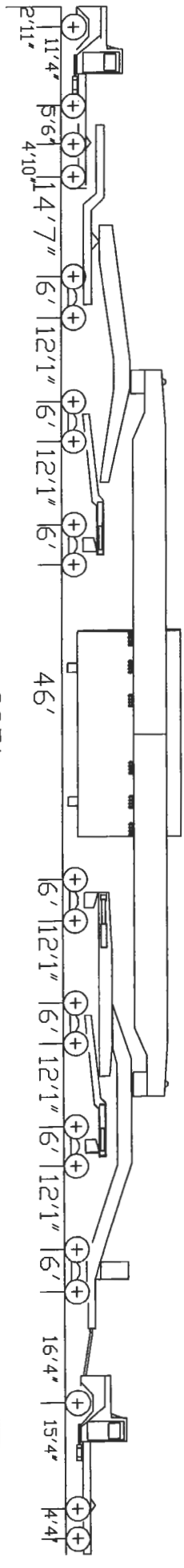
Text the word "GMAPS" to 466453



Page 3



	20,000
	20,000
	20,000
	20,000
	39,728
	39,728
	39,728
	39,728
	39,728
	39,728
	39,728
	39,728
	39,728
	39,728
	39,728
	39,728
	39,728
	39,728
	12,000
	18,000
	18,000



Al Dekruij  
 From: VAN DYKE BROS. INC  
 753-56th St  
 Chandler, MN 56122  
 Cell 612-817-4852

Truck and Trailer 317,892 lb.  
 Transformer 366,300 lbs.  
 Gross Weight 684,192 lbs.

Transformer 366,300  
 Loaded 684,192

Weight 366,300  
 Height 16'11"  
 Width 12'4"  
 Length 19'7"

Transformer 684,192  
 Loaded 684,192  
 Height 18'  
 Width 17'2"  
 Length 227'

Steering Axle 445/65R22.5  
 Load range L  
 12,300 lbs single

