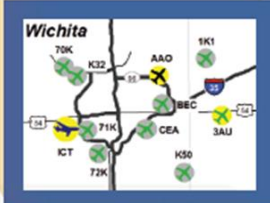
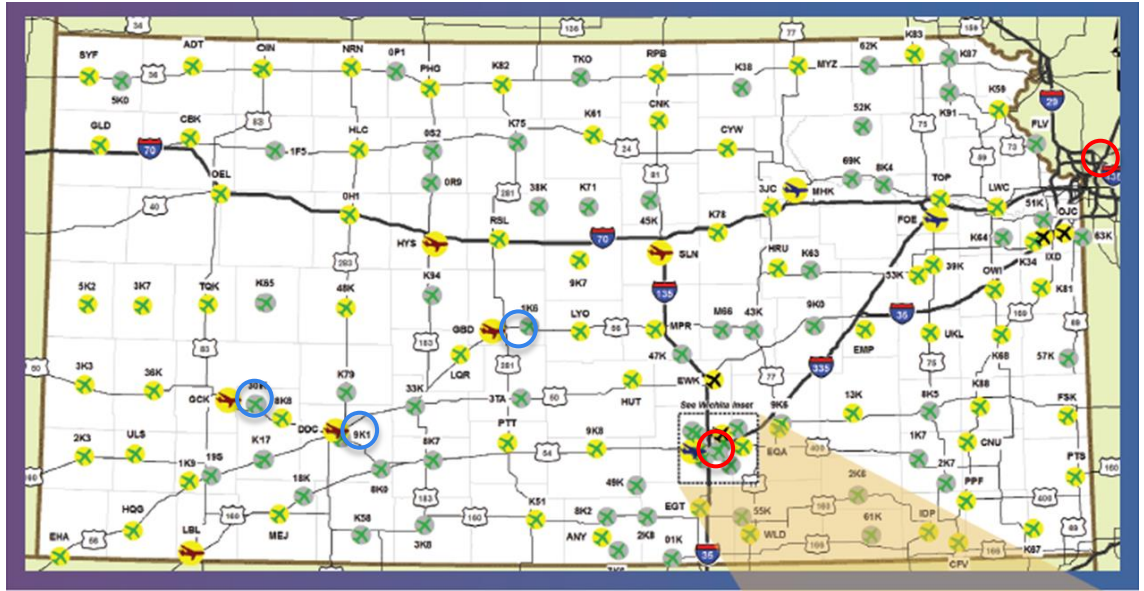
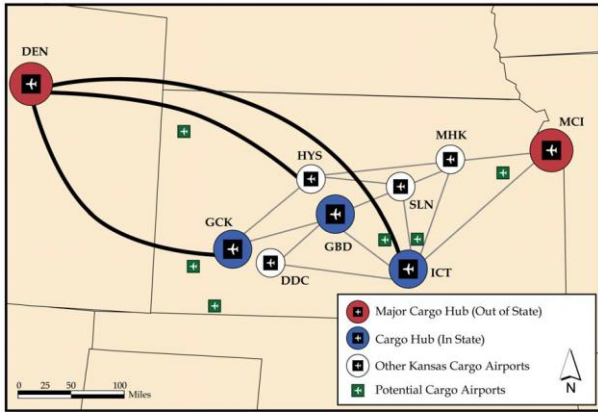


KANSAS AIRPORTS – AIR CARGO



U.S. Airports Reporting All-Cargo Data (Landed Weight) to FAA

Rank	Airport Name	City	2012 Landed Weight (lbs)	2011 Landed Weight (lbs)	% Change
20	Denver International	Denver	1,209,106,208	1,204,617,700	-0.37%
50	Kansas City International	Kansas City (MO)	427,136,299	423,890,310	0.77%
87	Wichita Mid-Continent	Wichita	200,885,237	201,123,121	-0.12%

- LEGEND**
- FAA Role:
- Primary Commercial Service
 - Commercial Service
 - General Aviation
 - Reliever
 - Non-NPIAS
 - NPIAS