



Federal Transit Administration
901 Locust Street, Suite 404
Kansas City, MO 64106
816-329-3920
816-329-3921 (fax)

Federal Highway Administration
6111 SW 29th Street, Suite 100
Topeka, KS 66614-4271
785-228-2544
785-271-1797 (fax)

U.S. Department of Transportation

May 09, 2014

Jerome T. Younger, P.E.
Deputy Secretary and
State Transportation Engineer
Kansas Department of Transportation
Topeka, KS 66603

Subject: FHWA/FTA Approval of an
Amendment to the FY 2014-2017
Kansas STIP

Dear Mr. Younger:

As requested by your May 08, 2014 letter, the Federal Highway Administration (FHWA) and the Federal Transit Administration (FTA) have reviewed the proposed Amendment #6 to the FY 2014-2017 Kansas Statewide Transportation Improvement Program (STIP).

Based on our review, we find that this STIP Amendment is based on a statewide transportation planning process that substantially meets the requirements of 23 U.S.C. 134 and 135, 49 U.S.C. 5303 and 5304, and 23 CFR 450. We also find that the referenced revisions to the metropolitan Transportation Improvement Programs (TIP) are consistent with the metropolitan transportation plans produced by the continuing, cooperative, and comprehensive transportation process carried out by the Metropolitan Planning Organization, the Kansas Department of Transportation (KDOT), and the public transportation operators in accordance with 23 U.S.C. 134 and 49 U.S.C. 5303.

This STIP Amendment is hereby approved.

If you have any questions or need additional information, please contact Paul Foundoukis of FHWA at (785) 271-2448 or Jeremiah Shuler of FTA at (816) 329-3940.

Sincerely yours,

Mokhtee Ahmad
Regional Administrator
Federal Transit Administration

J. Michael Bowen, P.E.
Division Administrator
Federal Highway Administration



Dwight D. Eisenhower State Office Building
700 S.W. Harrison Street
Topeka, KS 66603-3745

Mike King, Secretary
Jerome T. Younger, P.E.,
Deputy Secretary and
State Transportation Engineer

Phone: 785-296-3285
Fax: 785-296-0287
Hearing Impaired - 711
publicinfo@ksdot.org
<http://www.ksdot.org>

Sam Brownback, Governor

May 8, 2014

Mr. Mokhtee Ahmad
Region Administrator
FTA, Region VII
901 Locust St., Suite 404
Kansas City, MO 64106

Mr. J. Michael Bowen
Division Administrator
FHWA, Kansas Division
6111 SW 29th St., Suite 100
Topeka, KS 66611-2237

Dear Messrs. Ahmad and Bowen:

RE: Amendment #6 to the 2014-2017 STIP

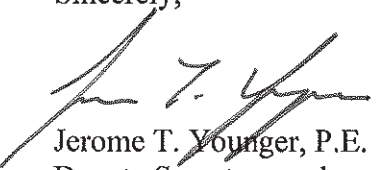
The Kansas Department of Transportation (KDOT) has approved an amendment to the Kansas 2014-2017 Statewide Transportation Improvement Program (STIP) which includes projects within the Kansas City, Lawrence, Manhattan, and Topeka metropolitan areas, along with projects outside of the metropolitan areas. These items are enclosed for your review.

We are requesting your concurrence and approval of this amendment to the 2014-2017 STIP.

The public involvement activities conducted by the Mid-America Regional Council (MARC), Lawrence-Douglas County Metropolitan Planning Organization (L-DCMPO), Flint Hills Metropolitan Planning Organization (FHMPO), and Metropolitan Topeka Planning Organization (MTPO) for the Transportation Improvement Program (TIP) serve to satisfy the requirements of 23 CFR §450.324.

Please forward any questions or comments regarding projects outside the metropolitan areas to Susie Lovelady, Bureau of Program and Project Management, at (785) 296-0281; and projects within the metropolitan areas to Allison Smith, Bureau of Transportation Planning, at (785) 296-0341.

Sincerely,



Jerome T. Younger, P.E.
Deputy Secretary and
State Transportation Engineer

Enclosures: 2014 May STIP Amendment List of Projects
2014 STIP Amendment Cash Flow
MARC 2014-2018 TIP Approval Request Letter and Related Documents

Messrs. Ahmad and Bowen

Page 2

May 8, 2014

L-DCMPO 2012-2015 TIP Approval Request Letter and Related Documents
FHMPO 2014-2017 TIP Approval Request Letter and Related Documents
MTPO 2013-2016 TIP Approval Request Letter and Related Documents

cc: Cindy Terwilliger, FTA Region VII, Deputy Regional Administrator
Jeremiah Shuler, FTA Region VII, Community Planner
Paul Foundoukis, FHWA-KS, Community Planner
Davonna Moore, KDOT Transportation Planning
Susie Lovelady, KDOT Program and Project Management
Allison Smith, KDOT Transportation Planning
Sondra Clark, KDOT Local Projects
Linda Fritton, KDOT Program and Project Management
Jay Decker, KDOT Transportation Planning

MAY STIP AMENDMENTS
to the
FEDERAL FISCAL YEAR 2014-2017 STIP

DISPOSITION	ROUTE	COUNTY	KDOT PROJECT NUMBER	DESCRIPTION	WORK TYPE	LENGTH (Miles)	F/A PROJECT NUMBER	FUND CAT	PRO-RATA	WORK PHASE ESTIMATE (\$1,000's)	FUNDS EXPECTED TO OBLIGATE (\$1,000's)	WORK PHASE	PLANNED YEAR
Add		BROWN	C-0072-01	Local Rd over Trib to Walnut Cr 1.2 Mi E & .5 Mi S of Hamlin	BRRPL	0.0	C007(201)	STP	80.00	\$430	\$344	CONST	2014
Add		BROWN	C-0072-01	Local Rd over Trib to Walnut Cr 1.2 Mi E & .5 Mi S of Hamlin	BRRPL	0.0	C007(201)	C0007	20.00	\$430	\$86	CONST	2014
Add		BUTLER	C-0073-01	Local Rd over Indianola Cr 1 Mi N & 1.2 Mi E of Andover	BRRPL	0.0	C007(301)	STP	80.00	\$515	\$412	CONST	2015
Add		BUTLER	C-0073-01	Local Rd over Indianola Cr 1 Mi N & 1.2 Mi E of Andover	BRRPL	0.0	C007(301)	C0008	20.00	\$515	\$103	CONST	2015
Cancel		ELLIS	C-0370-01	Rte 1977 Btwn Yocemento & City of Ellis	SHLD	7.2	C037(001)	STP	80.00	\$0	\$0	CONST	2014
Cancel		ELLIS	C-0370-01	Rte 1977 Btwn Yocemento & City of Ellis	SHLD	7.2	C037(001)	C0026	20.00	\$0	\$0	CONST	2014
Chg Cost	US-160	CLARK	KA-0004-01	US-160/US-183/K-34.6 Mi E of Ashland	INTER	1.3	A000(401)	HSIP	90.00	\$200	\$180	PE	2014
Chg Cost	US-160	CLARK	KA-0004-01	US-160/US-183/K-34.6 Mi E of Ashland	INTER	1.3	A000(401)	K	10.00	\$200	\$20	PE	2014
Cnvr AC	I-070	DICKINSON	KA-0732-01	0.4 Mi W of K-15 (Abilene) E to 2.3 Mi E of E Jct K-43	MILOV	8.5	0704(087)	STP	90.00	\$17,200	\$15,480	CONST	2014
Add	I-070	DICKINSON	KA-0732-02	0.4 Mi W of K-15 (Abilene) E to 2.3 Mi E of E Jct K-43	SEED	0.0	0704(093)	NHPP	90.00	\$194	\$174	CONST	2014
Add	I-070	DICKINSON	KA-0732-02	0.4 Mi W of K-15 (Abilene) E to 2.3 Mi E of E Jct K-43	SEED	0.0	0704(093)	K	10.00	\$194	\$19	CONST	2014
Chg Cost	K-27	WALLACE	KA-1004-02	From WA/GL Co Ln N to WA/SH Co Ln	GRSU	4.7	A100(402)	ACSTP	80.00	\$1,050	\$840	UTIL	2014
Chg Cost	K-27	WALLACE	KA-1004-02	From WA/GL Co Ln N to WA/SH Co Ln	GRSU	4.7	A100(402)	K	20.00	\$1,050	\$210	UTIL	2014
Cnvr AC	K-27	WALLACE	KA-1004-02	From WA/GL Co Ln N to WA/SH Co Ln	GRSU	4.7	A100(402)	STP	80.00	\$1,050	\$840	UTIL	2016
Chg Cost	K-2	HARPER	KA-2063-01	Br over Camp Cr 6.24 Mi E of HP/BA Co Ln	BRRPL	0.0	A206(301)	STP	80.00	\$1,310	\$1,048	CONST	2014
Chg Cost	K-2	HARPER	KA-2063-01	Br over Camp Cr 6.24 Mi E of HP/BA Co Ln	BRRPL	0.0	A206(301)	K	20.00	\$1,310	\$262	CONST	2014
Chg Cost	K-260	MCPHERSON	KA-2071-01	Br#107 over Black Kettle Cr 1.53 Mi W of S Jct K-260/I-135	BRRPL	0.0	A207(101)	ACBRF	80.00	\$130	\$104	PE	2014
Chg Cost	K-260	MCPHERSON	KA-2071-01	Br#107 over Black Kettle Cr 1.53 Mi W of S Jct K-260/I-135	BRRPL	0.0	A207(101)	K	20.00	\$130	\$26	PE	2014
Chg Cost	K-260	MCPHERSON	KA-2071-01	Br#107 over Black Kettle Cr 1.53 Mi W of S Jct K-260/I-135	BRRPL	0.0	A207(101)	STP	80.00	\$130	\$104	PE	2015
Cnvr AC	K-260	MCPHERSON	KA-2071-01	Br#107 over Black Kettle Cr 1.53 Mi W of S Jct K-260/I-135	BRRPL	0.0	A207(201)	STP	80.00	\$935	\$748	CONST	2015
Move Out/Cnvr AC	K-181	MITCHELL	KA-2072-01	Br#32 over Bacon Cr. 90 Mi N of MC/LC Co Ln	BRRPL	0.0	A207(201)	STP	80.00	\$270	\$216	PE	2015
Move Out/Cnvr AC	K-181	MITCHELL	KA-2072-01	Br#32 over Bacon Cr. 90 Mi N of MC/LC Co Ln	BRRPL	0.0	A207(201)	STP	80.00	\$53	\$42	UTIL	2015
Move Out/Cnvr AC	K-181	MITCHELL	KA-2072-01	Br#32 over Bacon Cr. 90 Mi N of MC/LC Co Ln	BRRPL	0.0	A207(201)	STP	80.00	\$1,350	\$1,080	CONST	2014
Chg Cost/Cnvr AC	US-81	SUMNER	KA-2090-01	Br over Fall Cr 1.58 Mi N of OK St Ln	BRRPL	0.0	A209(001)	STP	80.00	\$1,350	\$270	CONST	2014
Chg Cost/Cnvr AC	US-81	SUMNER	KA-2090-01	Br over Fall Cr 1.58 Mi N of OK St Ln	BRRPL	0.0	A209(001)	K	20.00	\$1,350	\$270	CONST	2014
Chg FF/Cnvr AC	K-27	WALLACE	KA-2091-01	Br#9 over Middle Ladder Cr. 87 Mi N of WA/GL Co Ln	GRBR	0.9	A209(101)	CMQ	80.00	\$2,605	\$2,084	CONST	2014
Chg FF/Cnvr AC	K-27	WALLACE	KA-2091-01	Br#9 over Middle Ladder Cr. 87 Mi N of WA/GL Co Ln	GRBR	0.9	A209(101)	CMQ	80.00	\$320	\$256	PE	2014
Chg FF/Cnvr AC	K-27	WALLACE	KA-2091-01	Br#9 over Middle Ladder Cr. 87 Mi N of WA/GL Co Ln	GRBR	0.9	A209(101)	CMQ	80.00	\$46	\$37	UTIL	2014
Chg Cost	K-87	MARSHALL	KA-2103-01	Brs over Black Verm Rv Drng. 17 Mi N of K-9 & .57 Mi N of K-9	BRRPL	0.0	A210(301)	ACBRF	80.00	\$140	\$112	PE	2014
Chg Cost	K-87	MARSHALL	KA-2103-01	Brs over Black Verm Rv Drng. 17 Mi N of K-9 & .57 Mi N of K-9	BRRPL	0.0	A210(301)	K	20.00	\$140	\$28	PE	2014
Cnvr AC	K-87	MARSHALL	KA-2103-01	Brs over Black Verm Rv Drng. 17 Mi N of K-9 & .57 Mi N of K-9	BRRPL	0.0	A210(301)	STP	80.00	\$140	\$112	PE	2015
Chg Cost	K-63	POTTAWATOMIE	KA-2104-01	Br#29 over Straight Cr 2.09 Mi N of N Jct K-16	BRRPL	0.0	A210(401)	ACBRF	80.00	\$220	\$176	PE	2014
Chg Cost	K-63	POTTAWATOMIE	KA-2104-01	Br#29 over Straight Cr 2.09 Mi N of N Jct K-16	BRRPL	0.0	A210(401)	K	20.00	\$220	\$44	PE	2014
Cnvr AC	K-63	POTTAWATOMIE	KA-2104-01	Br#29 over Straight Cr 2.09 Mi N of N Jct K-16	BRRPL	0.0	A210(401)	STP	80.00	\$220	\$176	PE	2015

MAY STIP AMENDMENTS
to the
FEDERAL FISCAL YEAR 2014-2017 STIP

DISPOSITION	ROUTE	COUNTY	KDOT PROJECT NUMBER	DESCRIPTION	WORK TYPE	LENGTH (Miles)	F/A PROJECT NUMBER	FUND CAT CODE	PRO-RATA	FUNDS EXPECTED TO		WORK PHASE	PLANNED YEAR OBLIGATION
										WORK PHASE ESTIMATE (\$1,000's)	FUNDS EXPECTED TO OBLIGATE (\$1,000's)		
Chg Cost	US-83	THOMAS	KA-2108-01	Br#39 over S Frk Solomon Rv 6.61 Mi N of Jct I-70	BRRL	0.0	A210(801)	ACNHP	80.00	\$250	\$200	PE	2014
Chg Cost	US-83	THOMAS	KA-2108-01	Br#39 over S Frk Solomon Rv 6.61 Mi N of Jct I-70	BRRL	0.0	A210(801)	K	20.00	\$250	\$50	PE	2014
Cnvrt AC	US-83	THOMAS	KA-2108-01	Br#39 over S Frk Solomon Rv 6.61 Mi N of Jct I-70	BRRL	0.0	A210(801)	NHPP	80.00	\$250	\$200	PE	2015
Chg Cost	US-83	THOMAS	KA-2109-01	Br#36 over S Frk Saline Rv 1.05 Mi N of LG Co Ln	BRRL	0.0	A210(901)	ACNHP	80.00	\$250	\$200	PE	2014
Chg Cost	US-83	THOMAS	KA-2109-01	Br#36 over S Frk Saline Rv 1.05 Mi N of LG Co Ln	BRRL	0.0	A210(901)	K	20.00	\$250	\$50	PE	2014
Cnvrt AC	US-83	THOMAS	KA-2109-01	Br#36 over S Frk Saline Rv 1.05 Mi N of LG Co Ln	BRRL	0.0	A210(901)	NHPP	80.00	\$250	\$200	PE	2015
Chg Cost	US-83	THOMAS	KA-2110-01	Br#37 over N Frk Saline Rv 3.56 Mi N of LG Co Ln	BRRL	0.0	A211(001)	ACNHP	80.00	\$265	\$212	PE	2014
Chg Cost	US-83	THOMAS	KA-2110-01	Br#37 over N Frk Saline Rv 3.56 Mi N of LG Co Ln	BRRL	0.0	A211(001)	K	20.00	\$265	\$53	PE	2014
Cnvrt AC	US-83	THOMAS	KA-2110-01	Br#37 over N Frk Saline Rv 3.56 Mi N of LG Co Ln	BRRL	0.0	A211(001)	NHPP	80.00	\$265	\$212	PE	2015
Chg Cost	US-54	WOODSON	KA-2112-01	Br#5 over MP RR 2.49 Mi E of US-75	BRRL	0.0	A211(201)	ACNHP	80.00	\$160	\$128	PE	2014
Chg Cost	US-54	WOODSON	KA-2112-01	Br#5 over MP RR 2.49 Mi E of US-75	BRRL	0.0	A211(201)	K	20.00	\$160	\$32	PE	2014
Cnvrt AC	US-54	WOODSON	KA-2112-01	Br#5 over MP RR 2.49 Mi E of US-75	BRRL	0.0	A211(201)	NHPP	80.00	\$160	\$128	PE	2015
Chg Cost		STATEWIDE	KA-3610-01	Local Bridge Insepection QC/QA Reviews	STUDY	0.0	A361(001)	STP	75.00	\$650	\$488	PE	2014
Chg Cost		STATEWIDE	KA-3610-01	Local Bridge Insepection QC/QA Reviews	STUDY	0.0	A361(001)	ACSTP	75.00	\$1,950	\$1,463	PE	2014
Chg Cost		STATEWIDE	KA-3610-01	Local Bridge Insepection QC/QA Reviews	STUDY	0.0	A361(001)	K	25.00	\$2,600	\$650	PE	2014
Cnvrt AC		STATEWIDE	KA-3610-01	Local Bridge Insepection QC/QA Reviews	STUDY	0.0	A361(001)	STP	75.00	\$650	\$488	PE	2015
Cnvrt AC		STATEWIDE	KA-3610-01	Local Bridge Insepection QC/QA Reviews	STUDY	0.0	A361(001)	STP	75.00	\$650	\$488	PE	2016
Cnvrt AC		STATEWIDE	KA-3610-01	Local Bridge Insepection QC/QA Reviews	STUDY	0.0	A361(001)	STP	75.00	\$650	\$488	PE	2017
Chg Cost		FINNEY	TE-0359-01	Preservation of Historic Windsor Hotel in Garden City	ROHTB	0.0	T035(901)	TEA	80.00	\$990	\$792	CONST	2014
Chg Cost		FINNEY	TE-0359-01	Preservation of Historic Windsor Hotel in Garden City	ROHTB	0.0	T035(901)	U0240	20.00	\$990	\$198	CONST	2014
Chg Cost		MCPHERSON	TE-0378-01	Lindsborg Downtown Streetscape	LNDBT	0.0	T037(801)	U0318	20.00	\$939	\$188	CONST	2014
Chg Cost		MCPHERSON	TE-0378-01	Lindsborg Downtown Streetscape	LNDBT	0.0	T037(801)	TEA	80.00	\$939	\$751	CONST	2014
Chg Cost		ELLIS	TE-0387-01	Big Cr Levee Trail in Hays	PEDBI	0.0	T038(701)	TEA	60.00	\$626	\$376	CONST	2014
Chg Cost		ELLIS	TE-0387-01	Big Cr Levee Trail in Hays	PEDBI	0.0	T038(701)	U0290	40.00	\$626	\$250	CONST	2014
Chg Cost		HARPER	X-2860-01	BNSF RR Xing & NW 50 Rd 1 Mi SW of Atlica	FLTSG	0.0	X286(001)	HSIP	100.00	\$651	\$651	CONST	2014
Add		MCPHERSON	X-2888-01	UP RR Xing & 25th Ave W. of Canton	FLTSG	0.0	X288(801)	ACHSP	100.00	\$301	\$301	CONST	2014
Cnvrt AC		MCPHERSON	X-2888-01	UP RR Xing & 25th Ave W. of Canton	FLTSG	0.0	X288(801)	HSIP	100.00	\$301	\$301	CONST	2015
Add		RENO	X-2889-01	UP RR Xing & Red Rock Rd SW of Partridge	FLTSG	0.0	X288(901)	ACHSP	100.00	\$251	\$251	CONST	2014
Cnvrt AC		RENO	X-2889-01	UP RR Xing & Red Rock Rd SW of Partridge	FLTSG	0.0	X288(901)	HSIP	100.00	\$251	\$251	CONST	2015
Add		RENO	X-2890-01	UP RR Xing & Sterling Rd 4 Mi SW of Arlington	FLTSG	0.0	X289(001)	ACHSP	100.00	\$361	\$361	CONST	2014
Cnvrt AC		RENO	X-2890-01	UP RR Xing & Sterling Rd 4 Mi SW of Arlington	FLTSG	0.0	X289(001)	HSIP	100.00	\$361	\$361	CONST	2015
Add		OSAGE	X-2893-01	BNSF RR Xing & 269th St 3 Mi SW of Osage City	FLTSG	0.0	X289(301)	ACHSP	100.00	\$326	\$326	CONST	2014
Cnvrt AC		OSAGE	X-2893-01	BNSF RR Xing & 269th St 3 Mi SW of Osage City	FLTSG	0.0	X289(301)	HSIP	100.00	\$326	\$326	CONST	2015

MAY STIP AMENDMENTS
to the
FEDERAL FISCAL YEAR 2014-2017 STIP

DISPOSITION	ROUTE	COUNTY	KDOT PROJECT NUMBER	DESCRIPTION	WORK TYPE	LENGTH (Miles)	F/A PROJECT NUMBER	FUND CAT CODE	PRO- RATA	WORK PHASE ESTIMATE (\$1,000's)	FUNDS EXPECTED TO OBLIGATE (\$1,000's)	WORK PHASE	PLANNED YEAR OBLIGATION
Add	US-50	LYON	X-2894-01	BNSF RR Xing & US-50, 6th Ave in Emporia (W Xing)	FLTSG	0.0	X289(401)	ACHSP	100.00	\$351	\$351	CONST	2014
Cnvt AC	US-50	LYON	X-2894-01	BNSF RR Xing & US-50, 6th Ave in Emporia (W Xing)	FLTSG	0.0	X289(401)	HSIP	100.00	\$351	\$351	CONST	2015
Add	US-50	LYON	X-2895-01	BNSF RR Xing & US-5, 6th Ave in Emporia (E Xing)	FLTSG	0.0	X289(601)	ACHSP	100.00	\$351	\$351	CONST	2014
Cnvt AC	US-50	LYON	X-2895-01	BNSF RR Xing & US-5, 6th Ave in Emporia (E Xing)	FLTSG	0.0	X289(601)	HSIP	100.00	\$351	\$351	CONST	2015

STIP Amendment Disposition Key

Disposition	Definition
Add	The project/project phase is being added to the current year of the STIP.
Add AC	The state has elected to use the funding mechanism of 'Advance Construction' on the project/project phase.
Add FF	Federal Funds are being added to the project/project phase.
Cancel	The project/project phase has been cancelled.
Cnvt AC	A project/project phase that was funded using the advance construction mechanism is being converted from Advance Construction to federal funding. In this way the project/ project phase becomes eligible for reimbursement with federal funds.
Chg AC Cnvt Yr	A project/project phase funded using the advance construction mechanism has had a change in the anticipated conversion year to federal funding.
Chg Cost	The project/project phase estimate/cost is being revised.
Chg Cost/ Chg FF	The project/project phase estimate/cost has changed and the associated funding on the project has changed. (For example, there may have been a maximum federal participation on the project so the State percentage may have increased with the change in cost. etc).
Chg Dscrp	The project location description has undergone revision or is being corrected.
Chg FA#	The federal aid project number has changed or is being corrected.
Chg FF	The federal funding on the project/project phase has changed in some manner.
Chg Project #	The state project number has changed or is being corrected.
Chg Scp	The project scope has been revised or corrected.
Chg Scope/ Cost	The project scope has been revised and the project/ project phase cost has changed.
Chg WP	The disposition is for any change to a work phase other than Cancel.
Move In	The project/ project phase is moving into the current federal fiscal year of the STIP from another year.
Move Out	The project /project phase is moving out of the current Fiscal Year of the STIP.
Remove FF	Federal funding has been removed from the project/ project phase.

KDOT - All Agency Funds

(\$000)	2014	2015	2016	2017	Total SFY 2014-2017
BEGINNING BALANCE	564,214	452,201	356,617	361,217	
Resources					
Motor Fuel Taxes	429,906	431,206	432,506	433,806	1,727,424
Sales & Compensating Tax	485,002	517,794	537,211	557,357	2,097,364
Registration Fees	208,000	215,000	218,000	221,000	862,000
Drivers Licenses Fees	8,755	8,755	8,755	8,755	35,020
Special Vehicle Permits	2,403	2,403	2,403	2,403	9,612
Interest on Funds	4,301	4,731	7,347	8,829	25,208
Misc. Revenues	25,654	20,822	10,520	10,742	67,738
Transfers:	1,394	1,394	1,394	1,394	5,576
Motor Carrier Property Tax	-	-	10,064	10,235	20,299
Subtotal	1,165,415	1,202,105	1,228,200	1,254,521	4,850,241
Federal & Local Construction Reimbursement					
Federal Reimbursement - SHF	269,227	248,184	234,179	252,888	1,004,478
Local Construction - Federal	61,728	90,511	74,319	81,717	308,275
Local Construction - Local	37,856	33,894	27,432	32,147	131,329
Miscellaneous Federal Aid	30,774	29,988	30,514	31,054	122,330
Subtotal Federal & Local	399,585	402,577	366,444	397,806	1,566,413
Total before Bonding	1,565,000	1,604,682	1,594,644	1,652,327	6,416,654
Bond Sales (par)	-	210,000	200,000	150,000	560,000
Issue Costs/Premium/Discount/Acc Int.	-	-	-	-	-
Net from Bond Sales:	-	210,000	200,000	150,000	560,000
Net TRF Loan Transactions	5,360	4,811	4,608	4,628	19,407
TOTAL RECEIPTS	1,570,360	1,819,493	1,799,252	1,806,955	6,996,061
AVAILABLE RESOURCES	2,134,574	2,271,694	2,155,869	2,168,172	8,730,310

The following revenue estimates are currently being used:
 Nov 2014 State Consensus Revenue Estimating Group
 November 2014 Highway Revenue Estimating Group
 Debt Service updated 12/01/2013

KDOT - All Agency Funds

(\$000)	2014	2015	2016	2017	Total SFY 2014-2017
EXPENDITURES:					
Maintenance	136,481	138,253	141,709	145,252	561,695
Construction					
Preservation	336,767	448,196	457,519	420,834	1,663,316
Modernization	38,365	49,513	30,601	67,120	185,599
Expansion & Enhancements	230,626	294,176	334,250	294,906	1,153,958
CE & PE	103,852	109,519	111,534	113,973	438,878
Total Construction	709,610	901,404	933,904	896,833	3,441,751
Modes					
Aviation	6,559	5,549	5,193	5,068	22,369
Public Transit	33,748	30,299	30,825	31,365	126,237
Rail	7,613	7,591	7,719	7,907	30,830
Total Modes	47,920	43,439	43,737	44,340	179,436
Local Support					
SC&CHF	144,479	145,008	155,509	156,117	601,113
Local Federal Aid Projects	62,667	84,926	68,626	85,916	302,135
Local Partnership Programs	37,983	61,194	61,555	47,839	208,571
City Connecting Links	3,360	3,360	3,360	3,360	13,440
Agency Operations	9,594	9,511	9,702	9,897	38,704
Other	13,624	13,009	12,480	12,304	51,417
Total Local Support	271,707	317,008	311,232	315,433	1,215,380
Management	61,475	54,932	56,284	57,670	230,361
Buildings	7,209	6,856	7,164	7,487	28,716
Total	68,684	61,788	63,448	65,157	259,077
Transfers Out	267,328	263,567	112,448	115,167	758,510
TOTAL before Debt Service	1,501,730	1,725,459	1,606,478	1,582,182	6,415,849
Debt Service	180,643	189,618	188,175	203,363	761,799
TOTAL EXPENDITURES	1,682,373	1,915,077	1,794,653	1,785,545	7,177,648
ENDING BALANCE	452,201	356,617	361,217	382,626	
Minimum Ending Balance Requirement	269,742	266,346	279,405	267,900	
AVAILABLE ENDING FUND BALANCE:	182,459	90,271	81,812	114,727	
	2014	2015	2016	2017	Total SFY 2014-2017

Required Ending Balances reflect:

1. Amounts required to satisfy bond debt service requirements.
2. Funds allocated by statute for distribution to specific programs.
3. An amount necessary to provide for orderly payment of agency bills.

600 Broadway, Suite 200
Kansas City, Missouri 64105-1659

816/474-4240
816/421-7758 FAX
www.marc.org



April 23, 2014

To: KDOT and Federal Offices

Subject: 2014 2nd Quarter Amendment to the *FFY 2014-2018 Transportation Improvement Program (TIP)*

At its April 22, 2014 Board of Directors meeting, the Mid-America Regional Council amended the *FFY 2014-2018 Transportation Improvement Program* for the Kansas City Metropolitan Region. The 2014 2nd Quarter Amendment consists of 10 Kansas projects. Details of specific funding and other information are included in the project listing of the amendment and the project index list specifies the project by type (new, modified or deleted), state, and TIP number. The amendment and index list are posted on the MARC website at www.marc.org/Transportation/Plans-Studies/Transportation-Plans-and-Studies/TIP/TIP-Amendment-Archive and are printable for filing.

MARC's Public Involvement Plan requires that proposed amendments to the *TIP* be released for public review and comment prior to adoption by the MARC Board of Directors. No comments were received during the comment period.

This amendment is financially constrained and maintains the financial feasibility of the *FFY 2014-2018 TIP*.

Since the MARC TIP is incorporated by reference, without modification, into the statewide transportation improvement program (STIP), the MARC TIP represents the most current listing of projects within the boundaries of the Kansas City metropolitan planning area and should be the basis for comparison of projects listed in the amendment. The MARC TIP is available for review online at: www.marc.org/Transportation/Plans-Studies/Transportation-Plans-and-Studies/TIP. Please take the necessary steps to amend the STIP to include these projects. Please contact me if you have any questions about this action.

A handwritten signature in black ink, appearing to read "Mell Henderson", with a long horizontal flourish extending to the right.

Mell Henderson
Director of Transportation

Chair
Marge Vogt
Councilmember
Olathe, Kan.

1st Vice Chair
Jan Marcason
Councilmember
Kansas City, Mo.

2nd Vice Chair
Ed Peterson
Commissioner
Johnson County, Kan.

Treasurer
David Bower
Mayor
Raytown, Mo.

Secretary
Curt Skoog
Councilmember
Overland Park, Kan.

Executive Director
David A. Warm

How to Read the TIP Amendment Project Listings

The project listing is a complete list of all projects in the TIP amendment. The state is noted in the heading. Bistate projects are listed first, followed by Kansas, then Missouri projects.

Below is a sample TIP amendment project listing. The numbered fields are described in the key below.

SAMPLE TIP AMENDMENT PROJECT LISTING

Missouri		DRAFT 2011 2nd Quarter Amendment	
1 TIP #: 590161	2 Juris: CLAY COUNTY	3 Location/Improvement: SMITHVILLE LAKE TRAIL (HWY W TO 188TH ST.)	Length (miles):
County: CLAY	4 Project Type: PEDESTRIAN AND/OR BIKE WAYS		
5 Federal ID#: STP-3301(428)	6 State ID #:	12 Description: Smithville Lake Trail (Hwy W to 188th St.)	
7 Phase	8 Year of Obligation	9 Type	10 Source
Construction	2011	Federal	TE-MO
Construction	2011	Non-Federal	LOCAL
Federal Total: \$202.7	Non-Federal Total: \$133.5	11 Total:	\$336.2
		13 Amendment Description: New project	
		14 <input checked="" type="checkbox"/> New <input type="checkbox"/> Deleted <input type="checkbox"/> Schedule <input type="checkbox"/> Budget <input type="checkbox"/> AirQuality <input type="checkbox"/> Scope	

1 TIP #: The number assigned to TIP project, which is how an agency identifies a project.

2 Juris: The lead public agency or municipality responsible for the project.

3 Location/Improvement: Name of project, identifying what it is and where it is located.

4 Project Type: Projects are classified into descriptive categories.

5 Federal ID#: Identification number within a federal funding program.

6 State ID#: Identification number within a state funding program.

7 Phase: Shows phases of project, classified into categories.

8 Year of Obligation: Shows when each phase is scheduled to be obligated.

9 Type: Indicates whether federal funds will be used in each phase.

10 Source: Indicates funding source abbreviation for each phase.

11 Total: Total estimated federal and non-federal funds being spent on the project.

12 Description: Provides a short outline of the project. This may include type, scope and major features of the project.

13 Amendment Description: Describes what is being modified by the amendment.

14 Indicates the reason(s) for inclusion in the amendment.

KANSAS CITY METROPOLITAN REGION
 TRANSPORTATION IMPROVEMENT PROGRAM
 FISCAL YEARS 2014-2018
 2014 2nd Quarter Amendment

Kansas

TIP #: 980023	Juris: KC SCOUT	Location/Improvement: US-69 RAMP METERING AT 135TH ST	Length (mi): .1
State #: KA-3060-01	Fed #:	County: JOHNSON	Project Type: Traffic Management
Phase	Year of Obligation	Type	Description:
Engineering	2014	Non-Federal	Install traffic responsive ramp meters on each of the two onramps onto US 69 from 135th Street. The KC Scout Traffic Management Center will operate and monitor the ramp meters in order to maximize traffic flow along the corridor.
Construction	2014	Federal	Budget and schedule updated to reflect latest estimates
Construction	2014	Non-Federal	
Federal Total:	\$164.0	Non-Federal Total:	\$1,036.0
		Total:	\$1,200.0
<input type="checkbox"/> New <input type="checkbox"/> Deleted <input checked="" type="checkbox"/> Schedule <input checked="" type="checkbox"/> Budget <input type="checkbox"/> AirQuality <input type="checkbox"/> Scope			

TIP #: 380139	Juris: KDOT	Location/Improvement: US 56 AND 199TH ST EDGERTON, KS	Length (mi): 1
State #: KA-2745-03	Fed #:	County: JOHNSON	Project Type: Other(Roadway)
Phase	Year of Obligation	Type	Description:
Engineering	2014	Non-Federal	Construct Turn Lanes
Federal Total:		Non-Federal Total:	\$400.0
		Total:	\$400.0
<input checked="" type="checkbox"/> New <input type="checkbox"/> Deleted <input type="checkbox"/> Schedule <input type="checkbox"/> Budget <input type="checkbox"/> AirQuality <input type="checkbox"/> Scope			

TIP #: 380140	Juris: KDOT	Location/Improvement: SIGN & FOOTING REPLACEMENT ON I-35 IN JOHNSON CO.	Length (mi): 0
State #: KA-3652-01	Fed #:	County: JOHNSON	Project Type: Other(Roadway)
Phase	Year of Obligation	Type	Description:
Engineering	2014	Non-Federal	I-35/I-635 interchange, truss (#046S223) located just east of Bridge #258 carrying I-635 northbound over I-35 southbound;
Construction	2014	Non-Federal	New Project
Federal Total:		Non-Federal Total:	\$171.9
		Total:	\$171.9
<input checked="" type="checkbox"/> New <input type="checkbox"/> Deleted <input type="checkbox"/> Schedule <input type="checkbox"/> Budget <input type="checkbox"/> AirQuality <input type="checkbox"/> Scope			

Kansas

TIP #: 347011	Juris: MISSION	Location/Improvement: TURKEY CREEK TRAIL - MISSION	Length (mi): 1.0
State #:	Fed #:	County: JOHNSON	Project Type: Pedestrian and/or Bikeways
Phase	Year of Obligation	Type	Description:
Construction	2015	Federal	Continuation of the 10' wide Turkey Creek Trail from the Mission city limit with Overland Park to the Mission city limit with Kansas City, KS. Project provides alternative mode of transportation in area of city that currently has no similar facilities, but is important regional transportation corridor (I-35).
Construction	2015	Non-Federal	
Federal Total:	\$960.0	Non-Federal Total:	\$1,040.0
		Total:	\$2,000.0

New Deleted Schedule Budget AirQuality Scope

TIP #: 350222	Juris: OVERLAND PARK	Location/Improvement: PRAIRIE TRACE - HILTOP CAMPUS TRAIL	Length (mi): .25
State #: TE-0391-01	Fed #: TEA-T039(101)	County: JOHNSON	Project Type: Pedestrian and/or Bikeways
Phase	Year of Obligation	Type	Description:
Construction	2014	Federal	East side of US 69 Highway from 135th Street to 138th Street and 140th Terrace to 143rd Street. Construction of two segments, A-1 (500 l.f.) and B-1 (730 l.f.) 10-ft. wide asphalt bicycle/pedestrian trail to include grading, retaining walls, drainage improvements, landscaping and seeding. Segments will complete missing links between existing trails that connect to the main Tomahawk Creek trail system.
Construction	2014	Non-Federal	
Engineering	2014	Non-Federal	
Federal Total:	\$196.8	Non-Federal Total:	\$73.6
		Total:	\$270.4

New Deleted Schedule Budget AirQuality Scope

TIP #: 880003	Juris: KDOT	Location/Improvement: US-169 IN MIAMI COUNTY; FRANKLIN-MIAMI COUNTY LINE NORTHEAST TO 1.2 MILES SOUTHWEST OF K-7	Length (mi): 6
State #: KA-0735-02	Fed #: NHPP-A073(502)	County: MIAMI	Project Type: Environmental, Scenic, Historic
Phase	Year of Obligation	Type	Description:
Construction	2014	Federal	permanent seeding for six miles of right of way
Construction	2014	Non-Federal	
Federal Total:	\$100.8	Non-Federal Total:	\$25.2
		Total:	\$126.0

New Deleted Schedule Budget AirQuality Scope

TIP #: 880004	Juris: KDOT	Location/Improvement: K-68 & METCALF IN LOUISBURG	Length (mi): .1
State #: KA-2821-01	Fed #:	County: MIAMI	Project Type: Traffic Management
Phase	Year of Obligation	Type	Description:
Construction	2015	Non-Federal	Widen K-68 & Metcalf for Left Turn Lanes, Install Signal & Construct Sidewalks @ K68 & Metcalf
Federal Total:		Non-Federal Total:	
		Total:	\$1,908.0

New Deleted Schedule Budget AirQuality Scope

Kansas

TIP #: 880005 **Juris:** KDOT **Location/Improvement:** ROAD IMPROVEMENTS ON K-68 IN MIAMI COUNTY **Length (mi):** 1
State #: KA-2373-02 **Fed #:** **County:** MIAMI **Project Type:** Reconstruction
Phase **Year of Obligation** **Type** **Source** **Cost (IN THOUSANDS)** **Description:**
 Engineering 2014 Non-Federal STATE-KS \$2.0 Construct frontage road north of K-68. This project will include the reconstruction and realignment of Somerset Rd, south of K-68. From RS-1032 (Somerset Rd) east for 0.8 miles
 Right-of-Way 2015 Non-Federal STATE-KS \$10.0 New Project
 Other 2016 Non-Federal STATE-KS \$10.0 **Amendment Description:**
 Construction 2016 Non-Federal STATE-KS \$550.0
Federal Total: **Non-Federal Total:** \$572.0 **Total:** \$572.0
 New Deleted Schedule Budget AirQuality Scope

TIP #: 258002 **Juris:** EDWARDSVILLE **Location/Improvement:** KANSAS AVE.; 94TH ST. TO 102ND ST. **Length (mi):** 1.0
State #: **Fed #:** **County:** WYANDOTTE **Project Type:** Reconstruction
Phase **Year of Obligation** **Type** **Source** **Cost (IN THOUSANDS)** **Description:**
 Construction 2015 Federal STPM-KS \$1,708.0 Improve Kansas Avenue from narrow, uneven, and restricted profile to provide adequate roadway widthalong with curb, storm and culvert improvements, and sidewalks on an improved alignment to provide a safe and appropriate facility for passenger, freight, bicycle, and pedestrian users.
 Construction 2015 Non-Federal LOCAL \$931.6 **Amendment Description:**
 Right-of-Way 2015 Non-Federal LOCAL \$154.5 Increased STPM-KS by \$400,000 using funds returned by the cancellation of 347011. The increase in funding was approved by the Kansas STP Priorities Committee on February 13, 2014.
 Other 2015 Non-Federal LOCAL \$55.0
 Engineering 2014 Non-Federal LOCAL \$225.0
Federal Total: \$1,708.0 **Non-Federal Total:** \$1,366.1 **Total:** \$3,074.1
 New Deleted Schedule Budget AirQuality Scope

TIP #: 280129 **Juris:** KDOT **Location/Improvement:** K-7/K-32 INTERCHANGE-SOUTHBOUND RAMP TO K-32 **Length (mi):** 1
State #: KA-3645-01 **Fed #:** **County:** WYANDOTTE **Project Type:** Safety
Phase **Year of Obligation** **Type** **Source** **Cost (IN THOUSANDS)** **Description:**
 Construction 2014 Federal HSIP-KS \$21.3 Install high friction surface treatment
 Construction 2014 Non-Federal STATE-KS \$2.4 New Project
Federal Total: \$21.3 **Non-Federal Total:** \$2.4 **Total:** \$23.7
 New Deleted Schedule Budget AirQuality Scope

TRANSPORTATION IMPROVEMENT PROGRAM

Financial Plan Updates

Approval of the 2014 2nd Quarter Amendment #1 to the 2014–2018 Transportation Improvement Program (TIP) will require tables from the financial plan of the 2014–2018 TIP to be modified as follows:

(See Financial Plan at

http://marc.org/Transportation/Plans-Studies/Transportation-Plans-and-Studies/TIP/Assets/TIP_2014-2018.aspx)

Estimated Revenues by Year and Funding Source (\$1,000's)							
STATE	SOURCE	2014	2015	2016	2017	2018	
Bi-State	5307	\$12,945.00	\$1,425.00	\$10,470.00	\$1,075.00	\$1,100.00	
	5309	\$0.00	\$5,065.00	\$0.00	\$6,630.00	\$1,751.00	
	AC CONVERSION	\$0.00	\$0.00	(\$34,325.00)	(\$400.00)	\$0.00	
	CMAQ-KS	\$964.17	\$0.00	\$0.00	\$0.00	\$0.00	
	LOCAL	\$86,470.00	\$87,896.90	\$87,601.90	\$78,689.00	\$96,198.00	
	NHPP-KS	\$31,332.40	\$0.00	\$0.00	\$400.00	\$0.00	
	NHPP-MO	\$0.00	\$0.00	\$31,925.00	\$0.00	\$0.00	
	STATE-KS	\$9,774.70	\$6,225.00	\$250.00	\$0.00	\$0.00	
	STATE-MO	\$4,615.00	\$3,315.00	\$0.00	\$0.00	\$0.00	
	STATE-MO (AC)	\$18,264.00	\$13,261.00	\$2,400.00	\$0.00	\$0.00	
	STPM-KS	\$0.00	\$663.00	\$163.00	\$0.00	\$0.00	
	STPM-MO	\$359.55	\$882.93	\$382.93	\$0.00	\$0.00	
	STP-MO	\$2,261.00	\$4,790.00	\$2,400.00	\$0.00	\$0.00	
	Kansas	5310	\$126.00	\$0.00	\$0.00	\$0.00	\$0.00
		5317	\$0.00	\$176.06	\$0.00	\$0.00	\$0.00
		AC CONVERSION	(\$107,190.22)	(\$83,618.00)	(\$36,214.80)	(\$54,942.00)	(\$9,990.00)
CMAQ-KS		\$2,249.70	\$1,102.00	\$2,900.00	\$2,900.00	\$2,900.00	
HRRR-KS		\$2,400.00	\$0.00	\$0.00	\$0.00	\$0.00	
HSIP-KS		\$624.00	\$1,050.00	\$955.40	\$750.00	\$750.00	
JARC		\$58.67	\$0.00	\$0.00	\$0.00	\$0.00	
LOCAL		\$173,547.57	\$178,409.97	\$183,384.34	\$188,393.77	\$193,055.87	
LOCAL (AC)		\$0.00	\$309.00	\$0.00	\$0.00	\$0.00	
NHPP-KS		\$105,547.40	\$80,991.00	\$35,267.10	\$54,192.00	\$0.00	
STATE-KS		\$72,800.14	\$22,661.70	\$595.20	\$40.00	\$2,150.00	
STATE-KS (AC)		\$260,389.10	\$27,678.00	\$750.00	\$910.00	\$9,350.00	
STP-KS		\$11,436.46	\$0.00	\$0.00	\$0.00	\$9,240.00	
STPM-KS		\$13,528.72	\$12,076.60	\$13,137.00	\$13,300.00	\$13,300.00	
TA-KS		\$921.11	\$1,195.10	\$1,195.10	\$1,195.10	\$1,195.10	
TE-KS		\$4,705.67	\$0.00	\$0.00	\$0.00	\$0.00	

Missouri	5307	\$19,274.00	\$17,589.00	\$18,153.00	\$18,677.00	\$19,281.00
	5309	\$0.00	\$11,807.00	\$11,392.00	\$8,000.00	\$0.00
	5317	\$76.41	\$0.00	\$0.00	\$0.00	\$0.00
	AC CONVERSION	(\$7,535.00)	(\$101,072.82)	(\$61,962.98)	(\$24,759.00)	\$0.00
	BR-MO	\$53,262.00	\$10,567.00	\$2,274.00	\$0.00	\$0.00
	BRO-MO	\$2,879.00	\$0.00	\$0.00	\$0.00	\$0.00
	CMAQ-MO	\$2,610.48	\$2,591.06	\$2,591.06	\$2,591.06	\$2,591.06
	HP-MO	\$1,151.00	\$0.00	\$0.00	\$0.00	\$0.00
	IM-MO	\$9,279.00	\$23,819.00	\$0.00	\$0.00	\$0.00
	ITS-MO	\$523.00	\$0.00	\$0.00	\$0.00	\$0.00
	LOCAL	\$133,894.27	\$137,275.20	\$140,753.74	\$144,306.10	\$147,591.79
	NHPP-MO	\$25,890.99	\$73,323.00	\$63,208.98	\$11,567.00	\$0.00
	NHS-MO	\$11,147.00	\$541.00	\$6,702.00	\$5,330.00	\$0.00
	PRIVATE	\$11,011.00	\$0.00	\$0.00	\$0.00	\$0.00
	SP-MO	\$7,390.00	\$3,298.00	\$0.00	\$0.00	\$0.00
	SRTS-MO	\$273.81	\$0.00	\$0.00	\$0.00	\$0.00
	STATE-MO	\$39,898.69	\$15,943.35	\$4,482.00	\$1,216.00	\$222.00
	STATE-MO (AC)	\$101,202.62	\$64,194.42	\$11,812.00	\$4,863.00	\$1,998.00
	STPM-MO	\$32,766.48	\$15,074.30	\$18,302.30	\$18,685.23	\$18,685.23
	STP-MO	\$1,120.00	\$11,894.82	\$0.00	\$16,862.00	\$0.00
	TA-MO	\$4,826.93	\$1,258.80	\$1,258.80	\$1,258.80	\$1,258.80
	TE-MO	\$450.00	\$0.00	\$0.00	\$0.00	\$0.00
	TIGER-MO	\$20,000.00	\$0.00	\$0.00	\$0.00	\$0.00
	Bi-State Subtotal	\$166,985.82	\$123,523.83	\$101,267.83	\$86,394.00	\$99,049.00
	Kansas Subtotal	\$541,144.32	\$242,031.43	\$201,969.34	\$206,738.87	\$221,950.97
	Missouri Subtotal	\$471,391.68	\$288,103.13	\$218,966.90	\$208,597.19	\$191,627.88
	Subtotal by Year	\$1,179,521.82	\$653,658.39	\$522,204.07	\$501,730.06	\$512,627.85
	Total	\$3,369,742.19				

Estimated Expenditures by Year and Funding Source (\$1,000's)

STATE	SOURCE	2014	2015	2016	2017	2018	
Bi-State	5307	\$12,945.00	\$1,425.00	\$10,470.00	\$1,075.00	\$1,100.00	
	5309	\$0.00	\$5,065.00	\$0.00	\$6,630.00	\$1,751.00	
	CMAQ-KS	\$964.17	\$0.00	\$0.00	\$0.00	\$0.00	
	CMAQ-MO	\$299.41	\$0.00	\$0.00	\$0.00	\$0.00	
	LOCAL	\$86,470.00	\$87,896.90	\$87,601.90	\$78,689.00	\$96,198.00	
	NHPP-KS	\$31,332.40	\$0.00	\$0.00	\$0.00	\$0.00	
	STATE-KS	\$9,774.70	\$6,225.00	\$250.00	\$0.00	\$0.00	
	STATE-MO	\$4,615.00	\$3,315.00	\$0.00	\$0.00	\$0.00	
	STATE-MO (AC)	\$18,264.00	\$13,261.00	\$2,400.00	\$0.00	\$0.00	
	STPM-KS	\$0.00	\$663.00	\$163.00	\$0.00	\$0.00	
	STPM-MO	\$359.55	\$882.93	\$382.93	\$0.00	\$0.00	
	STP-MO	\$2,261.00	\$4,790.00	\$0.00	\$0.00	\$0.00	
	Kansas	5310	\$126.00	\$0.00	\$0.00	\$0.00	\$0.00
5317		\$0.00	\$176.06	\$0.00	\$0.00	\$0.00	
CMAQ-KS		\$2,249.70	\$1,102.00	\$0.00	\$0.00	\$0.00	
HRRR-KS		\$2,400.00	\$0.00	\$0.00	\$0.00	\$0.00	
HSIP-KS		\$624.00	\$300.00	\$2,054.40	\$0.00	\$0.00	
JARC		\$58.67	\$0.00	\$0.00	\$0.00	\$0.00	
LOCAL		\$33,819.30	\$24,971.72	\$48,161.94	\$8,500.00	\$13,010.00	
LOCAL (AC)		\$0.00	\$309.00	\$0.00	\$0.00	\$0.00	
NHPP-KS		\$13,349.10	\$0.00	\$111.30	\$0.00	\$0.00	
STATE-KS		\$72,800.14	\$22,661.70	\$595.20	\$40.00	\$2,150.00	
STATE-KS (AC)		\$260,389.10	\$27,678.00	\$750.00	\$910.00	\$9,350.00	
STP-KS		\$4,156.46	\$0.00	\$0.00	\$0.00	\$0.00	
STPM-KS		\$5,816.80	\$9,299.60	\$12,828.00	\$0.00	\$0.00	
TA-KS		\$921.11	\$0.00	\$0.00	\$0.00	\$0.00	
TE-KS		\$4,705.67	\$0.00	\$0.00	\$0.00	\$0.00	
Missouri		5307	\$19,274.00	\$17,589.00	\$18,153.00	\$18,677.00	\$19,281.00
		5309	\$0.00	\$11,807.00	\$11,392.00	\$8,000.00	\$0.00
	5317	\$76.41	\$0.00	\$0.00	\$0.00	\$0.00	
	BR-MO	\$53,262.00	\$10,567.00	\$2,274.00	\$0.00	\$0.00	
	BRO-MO	\$2,879.00	\$0.00	\$0.00	\$0.00	\$0.00	
	CMAQ-MO	\$2,610.48	\$0.00	\$0.00	\$0.00	\$0.00	
	HP-MO	\$1,151.00	\$0.00	\$0.00	\$0.00	\$0.00	
	LOCAL	\$49,861.70	\$36,220.50	\$27,691.20	\$13,369.00	\$4,820.00	
	NHPP-MO	\$25,235.99	\$8,083.00	\$7,948.00	\$0.00	\$0.00	
	NHS-MO	\$11,147.00	\$0.00	\$0.00	\$0.00	\$0.00	
	PRIVATE	\$11,011.00	\$0.00	\$0.00	\$0.00	\$0.00	
	SP-MO	\$7,390.00	\$3,298.00	\$0.00	\$0.00	\$0.00	
	SRTS-MO	\$273.81	\$0.00	\$0.00	\$0.00	\$0.00	
	STATE-MO	\$39,898.69	\$15,943.35	\$4,482.00	\$1,216.00	\$222.00	
	STATE-MO (AC)	\$101,202.62	\$64,194.42	\$11,812.00	\$4,863.00	\$1,998.00	
	STPM-MO	\$32,766.48	\$15,074.30	\$18,302.30	\$0.00	\$0.00	

	STP-MO	\$481.00	\$0.00	\$0.00	\$9,000.00	\$0.00
	TA-MO	\$4,826.93	\$0.00	\$0.00	\$0.00	\$0.00
	TE-MO	\$450.00	\$0.00	\$0.00	\$0.00	\$0.00
	TIGER-MO	\$20,000.00	\$0.00	\$0.00	\$0.00	\$0.00
	Bi-State Subtotal	\$167,285.23	\$123,523.83	\$101,267.83	\$86,394.00	\$99,049.00
	Kansas Subtotal	\$401,416.05	\$86,498.08	\$64,500.84	\$9,450.00	\$24,510.00
	Missouri Subtotal	\$383,798.11	\$182,776.57	\$102,054.50	\$55,125.00	\$26,321.00
	Subtotal by Year	\$952,499.39	\$392,798.48	\$267,823.17	\$150,969.00	\$149,880.00
	Total	\$1,913,970.04				

Estimated Revenues vs. Expenditures (\$1,000's)					
	2014	2015	2016	2017	2018
Bi-State Revenue	\$166,985.82	\$123,523.83	\$101,267.83	\$86,394.00	\$99,049.00
Bi-State Expenditure	\$167,285.23	\$123,523.83	\$101,267.83	\$86,394.00	\$99,049.00
Difference	(\$299.41)	\$0.00	\$0.00	\$0.00	\$0.00
Kansas Revenue	\$541,144.32	\$242,031.43	\$201,969.34	\$206,738.87	\$221,950.97
Kansas O&M Expenditure	\$28,771.62	\$29,634.77	\$30,523.82	\$31,439.53	\$32,382.72
Kansas Project Expenditure	\$401,416.05	\$86,498.08	\$64,500.84	\$9,450.00	\$24,510.00
Difference	\$110,956.65	\$125,898.57	\$106,944.68	\$165,849.34	\$165,058.25
Missouri Revenue	\$471,391.68	\$288,103.13	\$218,966.90	\$208,597.19	\$191,627.88
Missouri O&M Expenditure	\$45,794.13	\$47,167.95	\$48,582.99	\$50,040.48	\$51,541.69
Missouri Project Expenditure	\$383,798.11	\$182,776.57	\$102,054.50	\$55,125.00	\$26,321.00
Difference	\$41,799.44	\$58,158.61	\$68,329.41	\$103,431.71	\$113,765.19
Total Revenue	\$1,179,521.82	\$653,658.39	\$522,204.07	\$501,730.06	\$512,627.85
Total Expenditure	\$1,027,065.14	\$469,601.20	\$346,929.97	\$232,449.01	\$233,804.41
Difference	\$152,456.68	\$184,057.19	\$175,274.09	\$269,281.05	\$278,823.44



City of Lawrence
Douglas County
PLANNING & DEVELOPMENT SERVICES

6 East 6th St.
P.O. Box 708
Lawrence, KS 66044

www.lawrenceks.org

Phone 785-832-3150
Tdd 785-832-3205
Fax 785-832-3160

April 21, 2014

Davonna C. Moore
Urban Planning Manager
Bureau of Transportation Planning
Kansas Department of Transportation
700 SW Harrison Street
Topeka, KS 66603

Dear Ms. Moore:

I'm sending this letter to inform you that on April 17, 2014 the Lawrence-Douglas County Metropolitan Planning Organization (L-DC MPO) Policy Board approved an amendment to the 2012-2015 Transportation Improvement Program (TIP). This amendment includes updates to several projects from human service agency/paratransit providers, the City of Lawrence and KDOT.

These TIP changes were reviewed by L-DC MPO staff and recommended for approval by the L-DC MPO Technical Advisory Committee at their April 1, 2014 meeting. The MPO approved amended TIP is enclosed with this letter.

I would appreciate it if you could review and approve these TIP revisions and forward a copy of them to the Federal Transit Administration and Federal Highway Administration for their approval. If you have any questions concerning this revised TIP please call me at (785) 832-3165. I appreciate your assistance with this matter.


Sincerely,

Jessica Mortinger
Transportation Planner

Enclosures: 2012-2015 TIP Amendment #9

cc: Jeremiah Schuler, FTA-Kansas City
Paul Foundoukis, FHWA-Topeka





2012 - 2015

TRANSPORTATION IMPROVEMENT PROGRAM (TIP)

Adopted: October 20, 2011
Amended: February 16, 2012
Amended: April 19, 2012
Amended: August 16, 2012
Amended: December 12, 2012
Amended: February 14, 2013
Amended: August 15, 2013
Amended: October 17, 2013
Revised: November 21, 2013
Revised: December 16, 2013
Amended: February 20, 2014
Amended: April 17, 2014

Funding Note:

This report was funded in part through grant[s] from the Federal Highway Administration [and Federal Transit Administration], U.S. Department of Transportation. The views and opinions of the authors [or agency] expressed herein do not necessarily state or reflect those of the U. S. Department of Transportation.

Title VI Note:

The L-DC MPO hereby gives public notice that it is the policy of the agency to assure full compliance with Title VI of the Civil Rights Act of 1964, the Civil Rights Restoration Act of 1987, Executive Order 12898 on Environmental Justice, and related statutes and regulations in all programs and activities. Title VI requires that no person in the United States of America shall, on the grounds of race, color, sex, or national origin, be excluded from the participation in, be denied the benefits of, or be otherwise subjected to discrimination under any program or activity for which the L-DC MPO receives federal financial assistance. Any person who believes they have been aggrieved by an unlawful discriminatory practice under Title VI has a right to file a formal complaint with the L-DC MPO. Any such complaint must be in writing and filed with the L-DC MPO's Title VI Coordinator within one hundred and eighty (180) days following the date of the alleged discriminatory occurrence. For more information, or to obtain a Title VI Discriminatory Complaint Form, please see our website at www.lawrenceks.org/MPO.

2012-2015 TIP Amendment #9

Project Addition

MPO#: 238 KDOT#: KA-3634-01

South Lawrence Trafficway Widening Study K-10 West Leg in Douglas County US 59/K-10/Iowa to I-70/KTA/K-10 Junction. Length: 8.43 miles, Project: Road, Work Type: Other, Study. Scope: Study a 4-lane freeway section, review area issues, current transportation needs, impacts on current projects, interchange configurations, reevaluate the evrn docs for preferred improvements, traffic analysis, field survey & public involvement. Note: Project is authorized for PE ONLY Program \$1,500,000 State funding in 2014 for Preliminary Engineering.

Project Changes/Revisions

MPO#: 200 KDOT#: K-8392-04 South Lawrence Trafficway

Increase 2014 NHPP Utilities AC Conversion from \$7,760,000 to \$15,891,000. Increase 2014 NHPP Construction Engineering AC Conversion from \$2,000,000 to \$4,000,000. Remove the 2015 NHPP Utilities AC Conversion. Decrease the 2015 NHPP Construction Engineering AC Conversion from \$9,438,000 to \$7,438,000.

MPO#: 222 KDOT#: K-2611-01 23rd & Iowa Geometric Improvements

Remove 2013 PE funding. Increase State funding for Construction from \$1,500,000 to \$1,600,000. Increase local funding for construction from \$742,000 to \$2,450,000. Add \$318,000 local funding for PE & ROW in 2014. Add note PE-\$181,000 ROW- \$137,000. Increase total project costs from \$2,925,000 to \$4,934,000

MPO#400 Douglas County Senior Services Inc: FTA 5317 Operating

Add \$38,885 FTA 5317 funding for Operating in FY2015. Add \$38,885 Local funding for Operating in FY2015. Increase total project costs from \$147,000 to \$225,000.

MPO#401 Independence Inc: FTA 5311 Operating & Capital

Add \$47,725 FTA 5317 funding for Operating in FY2015. Add \$17,354 State funding for Operating in FY2015. Add \$27,116 Local funding for Operating in FY2015. Increase total project costs from \$299,000 to \$391,000. Add comment: 2014/2015- 5311: Fed Admin \$4,338; Local Admin \$1,084.

Amendment #8:

KDOT				
Programmed Funds in TIP in 1,000's				
Year	Federal Funds	KDOT *	Local	Total Programmed Funds
2012	14,825	25,800	125	40,750
2013	9,011	147,988	605	157,604
2014	79,734	(60,574)	1,528	20,688
2015	78,752	(78,252)	-	500
4 Year Totals	182,322	34,962	2,258	219,542

Note: KDOT projects undergo fiscal constraint analysis prior to submission to MPO for TIP inclusion so all KDOT projects are presumed to be fiscally constrained.

*During Advanced Construction years KDOT totals reflect funds in which KDOT initially pays for project costs using state funds. During Advanced Construction conversion years, project funding becomes federal funds and KDOT state funds are credited back. Negative values represent a balance where AC conversion outweighs KDOT total financial commitment in the region.

** 2013 State contribution includes TWORKS commitments for the South Lawrence Trafficway.

Proposed Amendment #9:

KDOT				
Programmed Funds in TIP in 1,000's				
Year	Federal Funds	KDOT *	Local	Total Programmed Funds
2012	14,825	25,800	125	40,750
2013	9,011	147,988	605	157,604
2014	89,865	(69,205)	1,528	22,188
2015	68,621	(68,121)	-	500
4 Year Totals	182,322	36,462	2,258	221,042

Note: KDOT projects undergo fiscal constraint analysis prior to submission to MPO for TIP inclusion so all KDOT projects are presumed to be fiscally constrained.

*During Advanced Construction years KDOT totals reflect funds in which KDOT initially pays for project costs using state funds. During Advanced Construction conversion years, project funding becomes federal funds and KDOT state funds are credited back. Negative values represent a balance where AC conversion outweighs KDOT total financial commitment in the region.

** 2013 State contribution includes TWORKS commitments for the South Lawrence Trafficway.

Amendment #8:

City of Lawrence - Funding Estimates and Funds Programmed In the TIP in 1,000's								
Year	Funding Estimates				Programmed Funds in TIP			
	Federal Funds *	KDOT Funds **	Local Funds ***	Total Estimated Funds	Federal	KDOT	Local	Total Programmed Funds
2012	1,300	-	1,000	2,300	-	-	1,000	1,000
2013	1,000	3,200	17,205	21,405	2,000	3,200	17,205	22,405
2014	2,445	3,330	7,090	12,865	1,835	3,325	7,090	12,250
2015	1,000	-	4,458	5,458	-	-	4,458	4,458
4 Year Totals	5,745	6,530	29,753	42,028	3,835	6,525	29,753	40,113

* Includes Surface Transportation Program-STP, Highway Bridge Program-BR, and Highway Safety Improvement Program-HSIP.

** Includes geometric improvement funds.

*** Includes regionally significant locally funded projects and local match for federal funds.

2012-2015 TIP Project Changes List – Amendment #9

Proposed Amendment #9:

City of Lawrence - Funding Estimates and Funds Programmed In the TIP in 1,000's								
Year	Funding Estimates			Programmed Funds in TIP				
	Federal Funds *	KDOT Funds **	Local Funds ***	Total Estimated Funds	Federal	KDOT	Local	Total Programmed Funds
2012	1,300	-	1,000	2,300	-	-	1,000	1,000
2013	1,000	3,200	17,087	21,287	2,000	3,200	17,087	22,287
2014	2,445	3,430	9,116	14,991	1,835	3,425	9,116	14,376
2015	1,000	-	4,458	5,458	-	-	4,458	4,458
4 Year Totals	5,745	6,630	31,661	44,036	3,835	6,625	31,661	42,121

* Includes Surface Transportation Program-STP, Highway Bridge Program-BR, and Highway Safety Improvement Program-HSIP.

** Includes geometric improvement funds.

*** Includes regionally significant locally funded projects and local match for federal funds.

Amendment #8

TIP 2012 - 2015 Total Funds Programmed in 1000's						
Programmed Dollars in the TIP						
FY	Federal (STP, BR & NHPP)	* KDOT Funds	**Local Funds	***Federal Transit Funds	****Other Federal Funds	Total
2012	13,374	26,147	6,995	3,588	4,151	54,255
2013	8,511	151,939	20,183	2,472	2,690	185,795
2014	79,234	(48,376)	12,788	3,104	2,645	49,395
2015	78,252	(77,194)	7,569	2,069	1,022	11,718
4-year Total	179,371	52,516	47,535	11,233	10,508	301,163

* During Advanced Construction years KDOT totals reflect funds in which KDOT initially pays for project costs using state funds. During Advanced Construction conversion years, project funding becomes federal funds and KDOT state funds are credited back. Negative values represent a balance where AC conversion outweighs KDOT total financial commitment in the region.

** Includes regionally significant locally funded projects, match funding for federal aid road and bridge projects, and local match for federal transit funds.

*** Includes Sections 5307, 5309, 5310, 5311, 5316-JARC, and all other FTA funds allocated to all transit operators based in Douglas County.

**** Includes Transportation Alternative-TA, Transportation Enhancement-TE, Safe Routes to Schools-SRTS, High Risk Rural Roads-HRRR, Highway Safety Improvement Program-HSIP and funds from any federal economic stimulus act passed during this TIP period.

Proposed Amendment #9:

TIP 2012 - 2015 Total Funds Programmed in 1000's						
Programmed Dollars in the TIP						
FY	Federal (STP, BR & NHPP)	* KDOT Funds	**Local Funds	***Federal Transit Funds	****Other Federal Funds	Total
2012	13,374	26,147	6,995	3,588	4,151	54,255
2013	8,511	151,939	20,183	2,472	2,690	185,795
2014	89,365	(56,907)	14,814	3,104	2,645	53,021
2015	68,121	(67,046)	7,635	2,156	1,022	11,888
4-year Total	179,371	54,133	49,627	11,320	10,508	304,959

* During Advanced Construction years KDOT totals reflect funds in which KDOT initially pays for project costs using state funds. During Advanced Construction conversion years, project funding becomes federal funds and KDOT state funds are credited back. Negative values represent a balance where AC conversion outweighs KDOT total financial commitment in the region.

** Includes regionally significant locally funded projects, match funding for federal aid road and bridge projects, and local match for federal transit funds.

*** Includes Sections 5307, 5309, 5310, 5311, 5316-JARC, and all other FTA funds allocated to all transit operators based in Douglas County.

**** Includes Transportation Alternative-TA, Transportation Enhancement-TE, Safe Routes to Schools-SRTS, High Risk Rural Roads-HRRR, Highway Safety Improvement Program-HSIP and funds from any federal economic stimulus act passed during this TIP period.

Amendment #8:

Environmental Justice Review Table for TIP Projects (roadways, bridges, and transportation enhancements)

Year	Number of Projects	Total Cost of Projects in 1000's	Number of Projects in EJ Zones	Percent of Projects in EJ Zones	Total Cost of Projects in EJ Zones in 1000's	Percent of Cost in EJ Zones
2012	22	\$ 64,765	5	22.7%	\$ 37,076	57.2%
2013	24	\$ 178,680	9	37.5%	\$ 157,811	88.3%
2014	16	\$ 35,646	8	50.0%	\$ 9,558	26.8%
2015	4	\$ 6,520	0	0.0%	\$ -	0.0%

*2013 includes South Lawrence Trafficway Funds

**This table does not include projects not mapped for environmental justice analysis. This table does not include transit allocations, SRTS allocations and projects that are not limited to a specific point on a map.

***Advanced Construction Conversion funds are not calculated in the total project costs.

Proposed Amendment #9:

Environmental Justice Review Table for TIP Projects (roadways, bridges, and transportation enhancements)

Year	Number of Projects	Total Cost of Projects in 1000's	Number of Projects in EJ Zones	Percent of Projects in EJ Zones	Total Cost of Projects in EJ Zones in 1000's	Percent of Cost in EJ Zones
2012	22	\$ 64,765	5	22.7%	\$ 37,076	57.2%
2013	23	\$ 178,562	9	39.1%	\$ 157,811	88.4%
2014	17	\$ 39,272	8	47.1%	\$ 11,684	29.8%
2015	4	\$ 6,520	0	0.0%	\$ -	0.0%

*2013 includes South Lawrence Trafficway Funds

**This table does not include projects not mapped for environmental justice analysis. This table does not include transit allocations, SRTS allocations and projects that are not limited to a specific point on a map.

***Advanced Construction Conversion funds are not calculated in the total project costs.

MTPO

Metropolitan Topeka Planning Organization

620 SE Madison Street, Unit 11

Topeka, Kansas 66607-1118

Tel.: (785) 368-3728

Fax: (785) 368-2535

www.topeka.org

April 24th, 2014

Davonna C. Moore
KDOT Urban Planning Unit Manager
Kansas Department of Transportation
700 SW Harrison Street
Topeka, KS 66603

Dear Ms. Moore:

This letter is being sent to your office today to inform you that on April 24th, 2014 the Metropolitan Topeka Planning Organization (MTPO) approved the enclosed 2013-2016 Transportation Improvement Program (TIP) Amendment #4a.

This TIP amendment request was reviewed by MTPO staff and by the MTPO Technical Advisory Committee. Following a public review period this amendment was recommended for approval by the MTPO-Policy Board. The approved TIP amendment resolution with attachment is enclosed with this letter.

I would appreciate it if you could review and approve this TIP amendment as soon as possible and forward a copy of it to the Federal Transit Administration and Federal Highway Administration for their approval. If you have any questions concerning this amendment please call me at (785) 368-3728. I appreciate your assistance with this matter.

Sincerely,



Bill Mander
MTPO Secretary

Enclosure: 2013-2016 TIP Amendment #4a including; Summary of changes; Resolution and attachments

cc: MTPO Chairman

MTPO

Metropolitan Topeka Planning Organization

620 SE Madison Street, Unit 11

Topeka, Kansas 66607-1118

Tel.: (785) 368-3728

Fax: (785) 368-2535

www.topeka.org

RESOLUTION

WHEREAS, the Metropolitan Topeka Planning Organization (MTPO) is designated as the Metropolitan Planning Organization (MPO) to carry out the Continuing, Cooperative and Comprehensive planning program (3C process), including transportation planning; and,

WHEREAS, the Transportation Improvement Program (TIP) of the MPO identifies its project programming objectives, the functional and financial responsibilities of all participating entities, and projects designed to address regional mobility issues raised and discussed in the MPO's Long Range Transportation Plan; and,

WHEREAS, a Transportation Improvement Program for the Topeka Area is required to be adopted at least once every four years, and must be amended when necessary, in accordance with the Moving Ahead for Progress in the 21st Century (MAP 21) and related laws and regulations as well as MTPO adopted policies.


NOW, THEREFORE BE IT RESOLVED, that in accordance with the provisions of 23 CFR Part 450.212(b), the Kansas Department of Transportation and the Metropolitan Topeka Planning Organization hereby agree that the public involvement activities carried out in response to the metropolitan planning requirements in 23 CFR 450.322(c) or 23 CFR 450.324(c) satisfy the public involvement requirements to add this TIP amendment into the Statewide Transportation Improvement Program (STIP); and that the 2013-2016 Transportation Improvement Program for the Topeka Area be amended to include the following Projects-

- a. **KDOT project # KA-2107-01**; Change in funding conversion year from "2022" to "2016"
- b. **Addition of KDOT project #K-7316-03**; PE to construct 2 lanes on a 4-lane freeway section
- c. **KDOT #KA-3654-0**; Truss Repair @ SB US-75 off ramp to WB US-24
- d. **County-Variou Changes** (See Attached)
- e. **Administrative Revision project City TE project #T-131028.00**; Removed from TIP Due to lack of match funds.

This comprises Amendment #4a to the 2013-2016 MTPO TIP

- Attachments describing the above projects in detail are included.
- A table showing the addition of these projects and the accompanying budget table is attached.

All above amendments are noted on the attachments to this resolution.



Nathan Schmidt, MTPO Chairperson



Bill Fiander, MTPO Secretary

2013-2016 TIP Amendment #4a Summary of Changes (Road & Bridge Projects)

Sponsor	Year	Name	Scope	Change	MTPO / KDOT Project #	Total Federal Funding (Source)	Total State Funding	Total Local Funding	Total Funding
KDOT	2013	I-70 Bridge #043 (Deer Creek)	Bridge Replacement	Change conversion year from 2022 to 2016	1-11-02-3 KA-2107-01		\$4,978.3		\$4,978.3
KDOT	2013	K-4: N. end Kansas River Bridge	PE to construct 2 lanes on 4-lane freeway Sec.	New project addition to TIP, accidently removed in past.	1-13-3-1 K-7316-03		\$24,398.9		\$24,398.9
KDOT	2014	Southbound US-75 off ramp to westbound US-24.	Truss Repair	Program addition. Project requested by Bureau of Design Bridge.	1-14-02-1 KA-3654-01		\$36,000.0		\$36,000.0
County	Various	See Attachment of County Changes							
Topoka	2013	TE Historic Grant for Great Overland Station	Restoration of rail car to a classroom	REMOVED for lack of Funding	3-13-06-6 T-131028.00				
Topoka	2013	Shunga Trail Extension	Extend trail westerly and southerly from SW Fairlawn Rd to SW 29th	PE done in 2013; funded in 2014	3-13-08-6 30127-12		\$970,000.0	\$299,000	\$1,269,000.0

Project and Budget tables attached. For more information contact Carlton Scroggins at 785-368-3728 or email at cscroggin@stopoka.org

FY 2013 to FY 2016 MTPD Roadway and Bridge Projects

AMENDMENT #4a

TIP #: 2-15-02-1 Juris: County Location/Improvement: SW Urish Rd.: SW 17th to SW 21st.
 KDOT #: S-701005.00 Class: Minor Arterial Project Type: Roadway

Length (mi):

Description:

Year of Obligation		2013
Phase:	Source:	Cost (x 1000): AC Conversion:
PE	Local	\$60.5

Year of Obligation		2014
Phase:	Source:	Cost (x 1000): AC Conversion:
PE	Local	\$24.5
ROW	Local	\$82.0
Util	Local	\$15.0

The City of Topeka will complete SW 21st St. between W. City Limits and SW Indian Hills Rd. in 2015. Menards, Inc. will complete SW 17th & Urish Rd Inter. In 2012. The improvement of Sw Urish Rd. between SW 17th & SW 21st will connect the two previous completed improvement projects and improve safety and capacity for motorists using

Comments:

Year of Obligation		2015
Phase:	Source:	Cost (x 1000): AC Conversion:

Year of Obligation		2017
Phase:	Source:	Cost (x 1000): AC Conversion:
Const	Local	\$288.0
Const	State	\$1,300.0

County will construct in 2017 due to city's delay in constructing sw 21st - Urish Rd to Indian Hills in 2016, not 2015.

Total Project Cost (x1000) \$1,770.0

TIP #: 2-13-02-1 Juris: County Location/Improvement: SW Urish Rd., SW 29th to SW 33rd-Road Widening to three lanes: Grading/Surfacing
 KDOT #: S-701003.00 Class: Minor Arterial Project Type: Roadway

Length (mi): 0.7

Description:

Year of Obligation		2013
Phase:	Source:	Cost (x 1000): AC Conversion:
PE	Local	\$138.0
ROW	Local	\$21.0
Const/CE	Local	\$1,225.0

Year of Obligation		2014
Phase:	Source:	Cost (x 1000): AC Conversion:

Complete-Bettis

Comments:

Year of Obligation		2015
Phase:	Source:	Cost (x 1000): AC Conversion:

Year of Obligation		2016
Phase:	Source:	Cost (x 1000): AC Conversion:

Total Project Cost (x1000) \$1,384.0

FY 2013 to FY 2016 MTPPO Roadway and Bridge Projects

AMENDMENT #4a

TIP #: 2-14-03-3 Juris: County Location/Improvement: NW 86th St./Bridge over Soldier Creek
 KDOT #: 60023-01 Class: Minor Arterial Project Type: Grading/Surfacing

Length (mi):
Description:

Year of Obligation		2013	AC Conversion:
Phase:	Source:	Cost (x 1000):	
PE	Local	\$45.0	
ROW	Local	\$3.8	

Year of Obligation		2014	AC Conversion:
Phase:	Source:	Cost (x 1000):	
Const/CE	Local	\$475.0	

Under Construction

Year of Obligation		2015	AC Conversion:
Phase:	Source:	Cost (x 1000):	

Year of Obligation		2016	AC Conversion:
Phase:	Source:	Cost (x 1000):	

Complete 2014

Total Project Cost (x1000) \$524.4

TIP #: 2-15-01-3 Juris: County Location/Improvement: NE Wilson Rd./Bridge over Halfday Creek
 KDOT #: S-121013.00 Class: Minor Arterial Project Type: Grading/Bridge

Length (mi):
Description:

Year of Obligation		2013	AC Conversion:
Phase:	Source:	Cost (x 1000):	

Year of Obligation		2014	AC Conversion:
Phase:	Source:	Cost (x 1000):	

REQ In 2015

Year of Obligation		2015	AC Conversion:
Phase:	Source:	Cost (x 1000):	
PE	Local	\$20.0	
ROW	Local	\$5.0	
Util	Local	\$5.0	

Year of Obligation		2016	AC Conversion:
Phase:	Source:	Cost (x 1000):	
Const/CE	Local	\$235.0	

REMOVED FROM
TIP:
Removed from Bridge
Placement program due to other
higher priorities.

Total Project Cost (x1000) \$265.0

FY 2013 to FY 2016 MTPPO Roadway and Bridge Projects

AMENDMENT #4a

TIP #: 2-14-02-3 Juris: County Location/Improvement: SW Urish Rd./Bridge over Trib. To KS River
 KDOT #: S-121005.00 Class: Minor Arterial Project Type: Grading/Surfacing

Length (mi):
 Description:

Year of Obligation		2013	AC Conversion:
Phase:	Source:	Cost (x 1000):	
Const/CE	Local	\$473.3	

Year of Obligation		2014	AC Conversion:
Phase:	Source:	Cost (x 1000):	
PE	Local	\$39.6	
ROW	Local	\$10.0	
Util	Local	\$25.0	

Comments:

Year of Obligation		2015	AC Conversion:
Phase:	Source:	Cost (x 1000):	
Const/CE	Local	\$473.3	

Year of Obligation		2016	AC Conversion:
Phase:	Source:	Cost (x 1000):	

Total Project Cost (x1000) \$547.9

TIP #: 2-14-01-3 Juris: County Location/Improvement: SE 45th St./Bridge over Deer Creek
 KDOT #: S-121004.00 Class: Minor Arterial Project Type: Grading/Surfacing

Length (mi):
 Description:

Year of Obligation		2013	AC Conversion:
Phase:	Source:	Cost (x 1000):	

Year of Obligation		2014	AC Conversion:
Phase:	Source:	Cost (x 1000):	
PE	Local	\$63.0	
ROW	Local	\$30.0	
Util	Local	\$25.0	

Comments:

Year of Obligation		2015	AC Conversion:
Phase:	Source:	Cost (x 1000):	
Const/CE	Local	\$328.0	

Year of Obligation		2016	AC Conversion:
Phase:	Source:	Cost (x 1000):	

Total Project Cost (x1000) \$976.0

RFQ In 2014
 Description:
 REMOVED FROM TIP Delayed to later year

FY 2013 to FY 2016 MTPD Roadway and Bridge Projects

AMENDMENT #4a

TIP #: 2-10-02-1 Juris: County Location/Improvement: SW 29th St.: Indian Hills Rd. to SW Urish Rd. Construct 3 lanes w/round-a-bout.
 KDOT #: S-701002.00 Class: Minor Arterial Project Type: Grading/Surfacing Length (mi): 1.0

Year of Obligation **2013**

Phase:	Source:	Cost (x 1000):	AC Conversion:
PE	Local	\$211.0	
ROW	Local	\$60.0	

Year of Obligation **2014**

Phase:	Source:	Cost (x 1000):	AC Conversion:
PE	Local	\$24.0	
Util	Local	\$70.0	

Description:
Advance forward for construction in 2015.

Year of Obligation **2015**

Phase:	Source:	Cost (x 1000):	AC Conversion:
Const	Local	\$3,000.0	

Year of Obligation **2016**

Phase:	Source:	Cost (x 1000):	AC Conversion:

Comments:

Total Project Cost (x1000) **\$3,365.0**

TIP #: 2-13-01-2 Juris: County Location/Improvement: NW 46th St. & Rochester Rd. Intersection
 KDOT #: S-701001.00 Class: Minor Arterial Project Type: Grading/Surfacing

Length (mi):

Year of Obligation **2013**

Phase:	Source:	Cost (x 1000):	AC Conversion:
Util	Local	\$45.0	
PE	Local	\$137.0	

Year of Obligation **2014**

Phase:	Source:	Cost (x 1000):	AC Conversion:
Const/CE	Local	\$1,796.0	

Description:
Under Construction

Year of Obligation **2015**

Phase:	Source:	Cost (x 1000):	AC Conversion:

Year of Obligation **2016**

Phase:	Source:	Cost (x 1000):	AC Conversion:

Comments:
Project began in 2011; ROW, 47, local PE, 100, local. Complete in 2014

Total Project Cost (x1000) **\$2,125.0**

TIP #: 2-12-02-1 Juris: County Location/Improvement: SE 45th St. Adams to California Roadway Widening (5 lanes) & Roundabout
 KDOT #: 70004-02 Class: Minor Arterial Project Type: Roadway

Length (mi): 1.0

Year of Obligation		2013	AC Conversion:
Phase:	Source:	Cost (x 1000):	

Year of Obligation		2014	AC Conversion:
Phase:	Source:	Cost (x 1000):	
	Local	\$4,214.0	

Description: PE in 2007; ROW in 2008; Util. in 2012;

Year of Obligation		2015	AC Conversion:
Phase:	Source:	Cost (x 1000):	

Year of Obligation		2016	AC Conversion:
Phase:	Source:	Cost (x 1000):	

Comments: Under Construction- Hamm, Inc.

Total Project Cost (x1000) \$4,264.0

TIP #: 2-12-01-1 Juris: County Location/Improvement: SE 45th St.: S. Topeka Blvd. to SE Adams/Road Widening (5-lanes)
 KDOT #: 70004-01 Class: Minor Arterial Project Type: Roadway

Length (mi):

Year of Obligation		2013	AC Conversion:
Phase:	Source:	Cost (x 1000):	
	Local	\$3,166.0	

Year of Obligation		2014	AC Conversion:
Phase:	Source:	Cost (x 1000):	

Description: PE in 2007; ROW in 2008; Util. in 2012.

Year of Obligation		2015	AC Conversion:
Phase:	Source:	Cost (x 1000):	

Year of Obligation		2016	AC Conversion:
Phase:	Source:	Cost (x 1000):	

Comments: Complete by Hamm, Inc.

Total Project Cost (x1000) \$3,166.0

TIP #: 1-13-3-1 Juris: KDOT Location/Improvement: K-4: North end Kansas River Bridge, N. and NE. to Shawnee/Jeff. Co. Line
 KDOT #: K-7316-03 Class: FRW Project Type: Preliminary engineering to construct 2 lanes on 4-lane freeway sec

Year of Obligation		2013
Phase:	Source:	Cost (x 1000): AC Conversion:
PE	KDOT	\$2,100.0

Year of Obligation		2014
Phase:	Source:	Cost (x 1000): AC Conversion:
ROW	KDOT	\$1,040.0

Description:
 Preliminary engineering to construct 2 lanes of 4-lane freeway section, including the addition of 2 loop ramps at US-24 and a future proposed interchange at 35th street. This project includes re-evaluation of the Environmental Assessment (EA), ROW acquisition and Public Involvement.

Year of Obligation		2015
Phase:	Source:	Cost (x 1000): AC Conversion:

Year of Obligation		2016
Phase:	Source:	Cost (x 1000): AC Conversion:
Util	KDOT	\$800.0

Comments:
 New project addition. Project accidently removed for TIP in past.

Total Project Cost (x1000) \$24,398.9

TIP #: 1-14-2-1 Juris: KDOT Location/Improvement: Southbound US-75 off ramp to westbound US-24
 KDOT #: KA-3654-01 Class: FRW Project Type: Truss Repair

Year of Obligation		2013
Phase:	Source:	Cost (x 1000): AC Conversion:

Year of Obligation		2014
Phase:	Source:	Cost (x 1000): AC Conversion:
PE	KDOT	\$3.0
Const	KDOT	\$30.0
CE	KDOT	\$3.0

Description:
 Truss Repair on US-75 in Shawnee County. Remove damage end support and replace with new end support.

Year of Obligation		2015
Phase:	Source:	Cost (x 1000): AC Conversion:

Year of Obligation		2016
Phase:	Source:	Cost (x 1000): AC Conversion:

Comments:
 Program addition. Project requested by Bureau of Design Bridge.

Total Project Cost (x1000) \$36.0

FY 2013 to FY 2016 MTPPO Roadway and Bridge Projects

AMENDMENT #4a

TIP #: 1-11-02-3 Juris: KDOT Location/Improvement: I-70 Bridge #043 (Deer Creek)
 KDOT #: KA-2107-01 Class: Interstate/Freeway Project Type: Bridge Replacement

Length (mi):

Year of Obligation		2013	AC Conversion:
Phase:	Source:	Cost (x 1000):	
ROW	State	\$166.0	

Year of Obligation		2014	AC Conversion:
Phase:	Source:	Cost (x 1000):	
Util	State	\$166.0	

Comments:

Rehabilitate Bridge #043 on I-70 east of Carnahan Ave/Deer Creek Trfwy. Interchange.

Year of Obligation		2015	AC Conversion:
Phase:	Source:	Cost (x 1000):	
CE	State	\$296.3	
Const	State	\$3,950.0	

Year of Obligation		2016	AC Conversion:
Phase:	Source:	Cost (x 1000):	

Total Project Cost (x1000) \$4,978.3

PE in 2011. PE, Util, CE & const. using AC & will convert to NHPP in 2016.

TIP #: 3-13-08-6 Juris: Topeka Location/Improvement: Shunga Trail Near 29th & Fairlawn to the SW: Trail Extension
 KDOT #: 30127-12 Class: Project Type: Transportation Enhancement

Length (mi):

Year of Obligation		2013	AC Conversion:
Phase:	Source:	Cost (x 1000):	
PE	Local	\$44.0	

Year of Obligation		2014	AC Conversion:
Phase:	Source:	Cost (x 1000):	
Const	TE	\$970.0	
Const/CE	Local	\$225.0	
Const/CE	Local	\$30.0	

This project will extend the Shunga Trail westerly and southerly following Shunganunga Creek on the north side of the creek from SW Fairlawn Rd to the south side of SW 29th Street. The project will include a 10 foot wide concrete sidewalk and bridge across the creek.

Comments:

Year of Obligation		2013	AC Conversion:
Phase:	Source:	Cost (x 1000):	

Year of Obligation		2014	AC Conversion:
Phase:	Source:	Cost (x 1000):	

Total Project Cost (x1000) \$1,300.0

FY 2013 to FY 2016 MTPO Roadway and Bridge Projects

AMENDMENT #4a

TIP #: 3-13-06-6 Juris: Topeka Location/Improvement: Great Overland Station, 701 N. Kansas Ave.
 KDOT #: T-131028.00 Class: Project Type: Historic Transportation Enhancement

Year of Obligation		2013
Phase:	Source:	Cost (x 1000): AC Conversion:
PE	Local	\$70.0

Year of Obligation		2014
Phase:	Source:	Cost (x 1000): AC Conversion:
Const	TE	\$450.0
Const	Local	\$86.7

Year of Obligation		2015
Phase:	Source:	Cost (x 1000): AC Conversion:

Year of Obligation		2016
Phase:	Source:	Cost (x 1000): AC Conversion:

Total Project Cost (x1000) \$606.7

Description:
 Length (mi):
 Preservation and restoration of three historic railroad cars and an authentic Santa Fe depot in the "Railroad Park at the GOS". Will be used as "Rail Transportation" educational venues at the museum.

Comments:
 Transportation Enhancement (TE) Funds
 REMOVED, LACK OF MATCH FUNDS

Funding Summary Table 2013 through 2016

Amendment #4a

Metropolitan Topeka Planning Organization
 MTPPO Metropolitan Planning Area
 Kansas Department of Transportation, Shawnee County, City of Topeka, and the Topeka Metropolitan Transit Authority

Anticipated Funding	Federal Total for Road, Bridge, Safety, and Enhancement Projects	State Total for Road, Bridge, Safety, and Enhancement Projects	Local Total for Road, Bridge, Safety, and Enhancement Projects	Federal Total for Urban Transit Projects	State Total for Urban Transit Projects	Local Total for Urban Transit Projects	Total of Anticipated Funding	Anticipated Minus Programmed
2013	\$46,424,000	\$49,699,900	\$16,587,900	\$4,000,000	\$460,462	\$5,915,508	\$123,087,770	\$6,973,303
2014	\$6,781,759	\$58,962,700	\$11,521,545	\$2,502,129	\$961,398	\$6,373,650	\$87,103,181	\$6,123,959
2015	\$6,781,759	\$6,179,000	\$9,323,300	\$2,150,000	\$460,462	\$5,887,244	\$30,781,765	\$10,697,703
2016	\$6,781,759	\$10,585,000	\$4,529,000	\$2,200,000	\$460,462	\$5,932,592	\$30,488,813	\$10,307,551
Totals	\$66,769,277	\$125,426,600	\$41,961,745	\$10,852,129	\$2,342,784	\$24,108,994	\$271,461,529	\$34,102,516

Funding Programmed in the TIP

Federal Total for Road, Bridge, Safety, and Enhancement Projects	State Total for Road, Bridge, Safety, and Enhancement Projects	Local Total for Road, Bridge, Safety, and Enhancement Projects	Federal Total for Urban Transit Projects	State Total for Urban Transit Projects	Local Total for Urban Transit Projects	Total of Programmed Funding	
2013	\$46,424,000	\$49,699,900	\$16,587,900	\$2,772,164	\$460,462	\$170,041	\$116,114,467
2014	\$657,800	\$58,962,700	\$11,521,545	\$2,502,129	\$961,398	\$6,373,650	\$80,979,222
2015	\$4,675,000	\$3,475,300	\$9,323,300	\$2,150,000	\$460,462	\$0	\$20,084,062
2016	\$4,385,800	\$9,285,000	\$3,850,000	\$2,200,000	\$460,462	\$0	\$20,181,262
Totals	\$56,142,600	\$121,422,900	\$41,282,745	\$9,624,293	\$2,342,784	\$6,543,691	\$237,359,013

Notes for Anticipated Funding:
 County Annual estimates: STP Funds \$2,415,725; City Annual estimate: (STP Funds \$4,016,034)
 Program Highway Safety Improvement Program (HSIP), and Transportation Alternative (TA) funds from the FHWA for locally sponsored projects.
 This table includes an assumption that on average the region will receive annually \$150,000 in HES/HSIP funds and \$200,000 in TE funds based on recent history.
 These estimates for Safety and TA funds were used in the Anticipated Funds amounts for all years.
 This table includes the latest estimates from KDOT for sub-allocation amounts for STP and BR funding for Topeka and Shawnee County.
 This table includes all federal, state and local funding that is anticipated for KDOT sponsored or administered roadway and bridge projects in the MTPPO metropolitan planning area.
 Projects using Advanced Construction are reimbursed with federal funds if and when available.
 This table includes FTA Section 5307 Formula funds, Section 5309 Discretionary Capital funds, and Section 5316 Job Access-Reverse Commute (JARC) funds for urban transit. (if applicable)
 This table includes awarded FTA Section 5310 funds for projects in the MTPPO metropolitan planning area. (if applicable)
 This table includes State Operating Assistance for the TMWTA that is at levels funded under the current Comprehensive Transportation Program. (if applicable)

This table includes local funding for transportation projects from various sources including general obligation bonds, sales taxes, property taxes, mill levies and other sources.
 The local amounts include funding needed to match federal and/or state funds plus funds for locally funded projects that are regionally significant.
 *Includes federal funds for Shawnee County and Topeka advanced by KDOT Local Projects

Notes for Funding Programmed in the TIP
 This table includes all of the forms of anticipated funding listed above including local funds in excess of what is needed to match federal and state funding sources.
 Each proposed project for the TIP is placed into the TIP tables only after the project sponsor meets with the MTPPO staff and identifies its funding sources.



April 16, 2014

James Decker
Metro Planning Manager
KDOT Transportation Planning
700 SW Harrison St.
Topeka, KS 66603

Re: FHMPO 2014-2017 TIP Amendment #2

Dear Mr. Decker:

The Flint Hills Metropolitan Planning Organization (FHMPO) Policy Board approved the 2014-2017 Transportation Improvement Program (TIP) Amendment #2 on April 16, 2014. The FHMPO is requesting KDOT's approval and its inclusion by reference into the Statewide Transportation Improvement Program.

A public comment period was held for the 2014-2017 TIP from March 17th-April 10th. Two public comments were received and are attached.

If you have questions or need additional information regarding this letter, please contact me at (785) 845-9050 or Stephanie@FlintHillsRegion.org.

Sincerely,

A handwritten signature in purple ink that reads "Stephanie Watts".

Stephanie Watts
Transportation Planner

Enclosures: TIP Amendment #2 Funding Summary Table
TIP Amendment #2 Summary of Changes
TIP Amendment #2 Public Comments

Appendix A: Funding Summary Table

Funding Summary Table						
Funding Source of Programmed Projects (in thousands)						
Funding Source	FFY 2014	FFY 2015	FFY 2016	FFY 2017	Total	
Federal Funds	FTA 5307	\$ -	\$ -	\$ -	\$ -	\$ -
	FTA 5309	\$ 91.6	\$ -	\$ -	\$ -	\$ 91.6
	FTA 5311	\$ 661.1	\$ -	\$ -	\$ -	\$ 661.1
	FTA 5316	\$ 154.3	\$ 148.6	\$ -	\$ -	\$ 302.9
	NHPP	\$ 160.0	\$ 5,375.4	\$ 6,045.0	\$ 4,559.0	\$ 16,139.4
	STP	\$ -	\$ 480.0		\$ -	\$ 480.0
	HSIP	\$ 418.0	\$ 300.0	\$ -	\$ -	\$ 718.0
	SRTS	\$ 15.0	\$ -	\$ -	\$ -	\$ 15.0
	CDBG	\$ 380.0	\$ -	\$ -	\$ -	\$ 380.0
	TOTAL	\$ 1,880.0	\$ 6,304.0	\$ 6,045.0	\$ 4,559.0	\$ 18,788.0
State	\$ 11,000.2	\$ 9,659.9	\$ 10,936.0	\$ 14,308.2	\$ 45,904.3	
Local	\$ 8,747.2	\$ 2,585.3	\$ 3,230.0	\$ 368.0	\$ 14,930.5	
Total	\$ 21,627.4	\$ 18,549.2	\$ 20,211.0	\$ 19,235.2	\$ 79,622.8	
NHPP-National Highway Performance Program STP-Surface Transportation Program HSIP-Highway Safety Improvement Program SRTS-Safe Routes to School CDBG-Community Development Block Grant			<i>Note: Transit funds in the FHMPPO region are typically only programmed for the first year of the TIP due to unknown funding amounts in future years.</i>			
Anticipated Funding (in thousands)						
Funding Source	FFY 2014	FFY 2015	FFY 2016	FFY 2017	Total	
Federal	\$ 3,095.2	\$ 7,115.2	\$ 7,784.8	\$ 6,298.8	\$ 24,293.9	
State	\$ 11,000.2	\$ 9,659.9	\$ 10,936.0	\$ 14,308.2	\$ 45,904.3	
Local	\$ 8,747.2	\$ 3,372.4	\$ 3,230.0	\$ 416.0	\$ 15,765.6	
Total	\$ 22,842.6	\$ 20,147.5	\$ 21,950.8	\$ 21,023.0	\$ 85,963.8	

Table 1: Funding Summary Table

Appendix C: Summary of Changes

2014-2017 TIP Amendment #2

Project #	Project Name	Year	Phase	Phase Cost (in 1000s)	Total Cost (in 1000s)	Funding Source	Description of Change
0-10-2014	US-24 & Crown Rd.	2014	CONST	\$ 537.8	\$ 537.8	State & Local	Project Removed
2-13-2014	K-113 & K-18 GI Improvements	2013	PE	\$ 156.4	\$ 2,250.0	State & Local	Phase Addition
		2014	PE	\$ 160.0	\$ 2,250.0	State & Local	Phase Addition
		2015	CONST	\$ 1,933.6	\$ 2,250.0	State & Local	Change in cost, funding source & year
2-15-2014	US-77/I-70 DDI & US-77 Improvements N. to US-77/K-57	2016	CONST-Conv	\$ 5,805.0	\$ 7,656.3	NHPP	Conversion year changed to 2016
2-20-2014	Casement Rd Improvement Phase II	2015	PE	\$ 200.0	\$ 2,200.0	Local	Split project into two phases (2-23-2014)
		2016	CONST	\$ 2,000.0	\$ 2,200.0	Local	
2-23-2014	Casement Rd Improvement Phase III	2019	PE	\$ 120.0	\$ 1,400.0	Local	Split from project 2-20-2014
		2020	CONST	\$ 1,280.0	\$ 1,400.0	Local	
2-24-2014	ITS System Expansion--KSU Fiber Projects	2015	CONST	\$ 40.0	\$ 160.0	Local	Addition
2-25-2014	Kimball & Denison Intersection Improvements	2017	PE	\$ 300.0	\$ 3,000.0	Local	Addition
		2018	CONST	\$ 2,700.0	\$ 3,000.0	Local	
2-26-2014	N Manhattan Ave Roadway Expansion Phase II	2014	PE	\$ 200.0	\$ 2,200.0	Local	Addition
		2015	CONST	\$ 2,000.0	\$ 2,200.0	Local	
2-27-2014	I-70 High Friction Surface Treatment	2014	CONST	\$ 64.5	\$ 64.5	HSIP/State	Addition