



Federal Transit Administration
901 Locust Street, Suite 404
Kansas City, MO 64106
816-329-3920
816-329-3921 (fax)

Federal Highway Administration
6111 SW 29th Street, Suite 100
Topeka, KS 66614-4271
785-228-2544
785-271-1797 (fax)

U.S. Department of Transportation

March 19, 2012

Jerome T. Younger, P.E.
Deputy Secretary and
State Transportation Engineer
Kansas Department of Transportation
Topeka, KS 66603

Subject: FHWA/FTA Approval of an
Amendment to the FY 2012-2015
Kansas STIP

Dear Mr. Younger:

As requested by your March 14th, 2012 letter, the Federal Highway Administration (FHWA) and the Federal Transit Administration (FTA) have reviewed the proposed Amendment #7 to the FY 2012-2015 Kansas Statewide Transportation Improvement Program (STIP).

Based on our review, we find that this STIP Amendment is based on a statewide transportation planning process that substantially meets the requirements of 23 U.S.C. 134 and 135, 49 U.S.C. 5303 and 5304, and 23 CFR 450. We also find that the referenced revisions to the metropolitan Transportation Improvement Programs (TIPs) are consistent with the metropolitan transportation plans produced by the continuing, cooperative, and comprehensive transportation process carried out by the Metropolitan Planning Organizations, the Kansas Department of Transportation (KDOT), and the public transportation operators in accordance with 23 U.S.C. 134 and 49 U.S.C. 5303.

This STIP Amendment is hereby approved.

If you have any questions or need additional information, please contact Paul Foundoukis of FHWA at (785) 271-2448 or Daniel Nguyen of FTA at (816) 329-3938.

Sincerely yours,

Mokhtee Ahmad
Regional Administrator
Federal Transit Administration

J. Michael Bowen, P.E.
Division Administrator
Federal Highway Administration

Dwight D. Eisenhower State Office Building
700 S.W. Harrison Street
Topeka, KS 66603-3745



Phone: 785-296-3285
Fax: 785-296-1095
Hearing Impaired - 711
publicinfo@ksdot.org
<http://www.ksdot.org>

Barbara W. Rankin, Acting Secretary
Jerome T. Younger, P.E.,
Deputy Secretary and
State Transportation Engineer

Sam Brownback, Governor

March 14, 2012

Mr. Mokhtee Ahmad
Region Administrator
FTA, Region VII
901 Locust St., Suite 404
Kansas City, MO 64106

Mr. J. Michael Bowen
Division Administrator
FHWA, Kansas Division
6111 SW 29th St., Suite 100
Topeka, KS 66611-2237

Dear Mr. Ahmad and Mr. Bowen:

RE: Amendment #7 to the 2012-2015 STIP

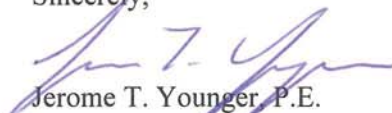
The Kansas Department of Transportation (KDOT) has approved an amendment to the Kansas 2012-2015 Statewide Transportation Improvement Program (STIP), which includes projects in the Transportation Improvement Programs (TIPs) for the Wichita, Topeka and Lawrence metropolitan areas, as well as, projects outside the metropolitan areas. These items are enclosed for your review.

The public involvement activities conducted by the Wichita Area Metropolitan Planning Organization (WAMPO), the Metropolitan Topeka Planning Organization (MTPO) and the Lawrence-Douglas County Metropolitan Planning Organization (L-DC MPO) for the TIPs serve to satisfy the requirements of 23 CFR §450.324

We are requesting your concurrence and approval of this amendment to the 2012-2015 STIP.

Please forward any questions or comments regarding the metropolitan projects to Allison Smith, Bureau of Transportation Planning, at (785) 296-0341 and projects outside the metropolitan areas to Susie Lovelady, Bureau of Program and Project Management, at (785) 296-0281.

Sincerely,



Jerome T. Younger, P.E.
Deputy Secretary and
State Transportation Engineer

Enclosures: WAMPO 2012 TIP Amendment #2 Request Letter
WAMPO 2012 TIP Amendment #2 Summary of Changes
MTPO TIP Amendment #5 Request Letter
MTPO TIP Amendment #5 Resolution
MTPO TIP Amendment #5 Summary of Changes
MPTO TIP Amendment #5 Project Listing
MPTO TIP Amendment #5 Funding Summary Table
L-DC 2012 TIP Amendment #1 Request Letter
L-DC 2012 TIP Amendment #1 Resolution

L-DC 2012 TIP Amendment #1 Summary of Changes Project List
March STIP Amendment Project List
March STIP Amendment Cash Flow

c: Joni Roeseler, FTA Region VII
Daniel Nguyen, FTA Region VII
Paul Foundoukis, FHWA, Community Planner
Susie Lovelady, KDOT Bureau of Program and Project Management
Davonna Moore, KDOT Planning
Stephanie Watts, KDOT Planning
Allison Smith, KDOT Planning
Sondra Clark, KDOT Local Projects

MARCH STIP AMENDMENTS
FISCAL YEAR 2012-2015 STIP

DISPOSITION	ROUTE	COUNTY NAME	KDOT		DESCRIPTION	WORK TYPE	LENGTH (Miles)	F/A	FUND	PRO-RATA	WORK	EXPECTED	WORK PHASE	PLANNED
			PROJECT NUMBER	PROJECT NUMBER				CAT CODE	PHASE ESTIMATE		TO OBLIGATE	YEAR OBLIGATION		
Rev. Cost		McPHERSON	C-0054-01		Inter. Of RS-1065/RS-1064, thence E 6 Mi to RS-1961	GR	6.000	C005(401)	HRRR	90.00	\$83,333	\$75,000	CONST	2012
Rev. Cost		McPHERSON	C-0054-01		Inter. Of RS-1065/RS-1064, thence E 6 Mi to RS-1961	GR	6.000	C005(401)	C0059	10.00	\$83,333	\$8,333	CONST	2012
Rev. Cost		McPHERSON	C-0056-01		Inter. Of Iron Horse Rd and RS-307 (22nd Ave)	GR	1.000	C005(601)	HRRR	90.00	\$24,000	\$21,600	CONST	2012
Rev. Cost		McPHERSON	C-0056-01		Inter. Of Iron Horse Rd and RS-307 (22nd Ave)	GR	1.000	C005(601)	C0059	10.00	\$24,000	\$2,400	CONST	2012
Cancel		McPHERSON	C-0057-01		Inter. of RS-4848/RS-1961 thence 2 Mi N	GR	2.000	C005(701)	HRRR	90.00	\$0	\$0	CONST	2012
Cancel		McPHERSON	C-0057-01		Inter. of RS-4848/RS-1961 thence 2 Mi N	GR	2.000	C005(701)	C0059	10.00	\$0	\$0	CONST	2012
Rev. MFF		MIAMI	C-0060-01		RS-1604 @ 287th St. 1.1 Mi S of K-68	GRSU	0.370	C006(001)	HRRR	90.00	\$881,000	\$500,000	CONST	2012
Rev. MFF		MIAMI	C-0060-01		RS-1604 @ 287th St. 1.1 Mi S of K-68	GRSU	0.370	C006(001)	C0061	10.00	\$881,000	\$381,000	CONST	2012
Move Out		RILEY	C-0314-01		Guard Fence/Bridge Rails @ Various Locations in Riley Co	GGMOC	0.500	C031(401)	HRRR	90.00	\$740,000	\$500,000	CONST	2013
Move Out		RILEY	C-0314-01		Guard Fence/Bridge Rails @ Various Locations in Riley Co	GGMOC	0.500	C031(401)	C0081	10.00	\$740,000	\$240,000	CONST	2013
Move In		BARTON	C-4198-01		.3 Mi S & 1.5 Mi E of Great Bend	GRBR	0.200	C419(801)	BRO	80.00	\$711,000	\$568,800	CONST	2012
Move In		BARTON	C-4198-01		.3 Mi S & 1.5 Mi E of Great Bend	GRBR	0.200	C419(801)	C0005	20.00	\$711,000	\$142,200	CONST	2012
Rev. Cost		MONTGOMERY	C-4418-01		Local Rd over Elm Branch 6.5 Mi N & 2.3 Mi E of Elk City	GRBR	0.190	C441(801)	BRO	80.00	\$502,300	\$401,840	CONST	2012
Rev. Cost		MONTGOMERY	C-4418-01		Local Rd over Elm Branch 6.5 Mi N & 2.3 Mi E of Elk City	GRBR	0.190	C441(801)	C0063	20.00	\$502,300	\$100,460	CONST	2012
Rev. MFF		BUTLER	C-4496-01		RS-72 5 Mi N of Hwy 254 (Butler Rd) @ NW 30th	GRSU	0.500	C449(601)	HRR	90.00	\$749,000	\$500,000	CONST	2012
Rev. MFF		BUTLER	C-4496-01		RS-72 5 Mi N of Hwy 254 (Butler Rd) @ NW 30th	GRSU	0.500	C449(601)	C0008	10.00	\$749,000	\$249,000	CONST	2012
Rev. Cost		TREGO	C-4542-01		Local Rd over Big Cr 3 Mi N & 6.9 Mi E of Trego Center	GRBR	0.200	C454(201)	BRO	80.00	\$275,200	\$220,160	CONST	2012
Rev. Cost		TREGO	C-4542-01		Local Rd over Big Cr 3 Mi N & 6.9 Mi E of Trego Center	GRBR	0.200	C454(201)	C0098	20.00	\$275,200	\$55,040	CONST	2012
Add		STATEWIDE	K-5645-13		FY-2013 Motorist Assistance Program	PE	0.000	K564(513)	CMQ	80.00	\$1,439,000	\$1,151,200	CONST	2012
Add		STATEWIDE	K-5645-13		FY-2013 Motorist Assistance Program	PE	0.000	K564(513)	OTHER	20.00	\$1,439,000	\$287,800	CONST	2012
Move Out	US-54	SEWARD	KA-0852-01		From Jct of US-54 & New County Rd NE of Hayne	GRSU	1.000	A085(201)	TCSP	80.00	\$5,051,000	\$1,422,720	CONST	2013
Move Out	US-54	SEWARD	KA-0852-01		From Jct of US-54 & New County Rd NE of Hayne	GRSU	1.000	A085(201)	K	20.00	\$5,051,000	\$2,000,000	CONST	2013
Move Out	US-54	SEWARD	KA-0852-01		From Jct of US-54 & New County Rd NE of Hayne	GRSU	1.000	A085(201)	C0088	20.00	\$5,051,000	\$1,628,280	CONST	2013
Rev. Cost		STATEWIDE	KA-1871-12		Construction Career Expo - Northeast Kansas	SPECL	0.000	A187(112)	STP	100.00	\$25,000	\$25,000	PE	2012
Add	K-27	WALLACE	KA-2091-01		K-27 over Middle Ladder Cr .87 Mi N of GL Co Ln	GRBRS	0.886	A209(101)	ACSTP	80.00	\$20,000	\$16,000	ROW	2012
Add	K-27	WALLACE	KA-2091-01		K-27 over Middle Ladder Cr .87 Mi N of GL Co Ln	GRBRS	0.886	A209(101)	K	20.00	\$20,000	\$4,000	ROW	2012
Add	K-27	WALLACE	KA-2091-01		K-27 over Middle Ladder Cr .87 Mi N of GL Co Ln	GRBRS	0.886	A209(101)	ACSTP	80.00	\$20,000	\$16,000	UTIL	2012
Add	K-27	WALLACE	KA-2091-01		K-27 over Middle Ladder Cr .87 Mi N of GL Co Ln	GRBRS	0.886	A209(101)	K	20.00	\$20,000	\$4,000	UTIL	2012
Add		STATEWIDE	KA-2684-01		Great Plains Freight RR Imp, SKO RR - Cherokee to Sherwin, KS	RRIMP	13.800	A268(401)	HTDG	75.00	\$6,184,793	\$4,627,550	CONST	2012
Add		STATEWIDE	KA-2684-01		Great Plains Freight RR Imp, SKO RR - Cherokee to Sherwin, KS	RRIMP	13.800	A268(401)	RR	25.00	\$6,184,793	\$1,557,243	CONST	2012
Chg FF		BARTON	U-0072-01		Kansas Ave Btwn 16th & 24th Sts & Broadway Ave in Great Bend	SU	0.750	U007(201)	STP	100.00	\$600,000	\$399,932	CONST	2012
Chg FF		BARTON	U-0072-01		Kansas Ave Btwn 16th & 24th Sts & Broadway Ave in Great Bend	SU	0.750	U007(201)	U0280	100.00	\$600,000	\$200,068	CONST	2012
Add		LABETTE	X-0240-01		SK&O RR Xing and Hickory St in Mound Valley	FLTSG	0.000	X024(001)	RRP	100.00	\$251,000	\$251,000	CONST	2012

KDOT - All Agency Funds

(\$000)	2012	2013	2014	2015	Total SFY 2012-2015
BEGINNING BALANCE	723,678	338,372	322,854	354,018	-
Resources					
Motor Fuel Taxes	426,901	430,221	433,541	436,861	1,727,524
Sales & Compensating Tax	306,574	320,932	480,539	512,473	1,620,518
Registration Fees	170,000	185,000	202,500	209,500	767,000
Drivers Licenses Fees	8,999	8,999	8,999	8,999	35,996
Special Vehicle Permits	2,107	2,107	2,107	2,107	8,428
Interest on Funds	5,864	5,679	8,016	8,489	28,048
Misc. Revenues	22,547	17,052	8,551	8,584	56,734
Transfers:	3,690	3,421	1,421	1,421	9,953
Motor Carrier Property Tax	-	-	10,055	10,226	20,281
Subtotal	946,682	973,411	1,155,729	1,198,660	4,274,482
Federal & Local Construction Reimbursement					
Federal Reimbursement - SHF	355,412	254,101	214,215	255,496	1,079,224
Local Construction - Federal	87,079	96,424	74,497	50,730	308,730
Local Construction - Local	62,124	96,145	103,790	37,921	299,980
Miscellaneous Federal Aid	26,378	26,955	27,552	28,167	109,052
Subtotal Federal & Local	530,993	473,625	420,054	372,314	1,796,986
Total before Bonding	1,477,675	1,447,036	1,575,783	1,570,974	6,071,468
Bond Sales (par)	-	250,000	150,000	-	400,000
Issue Costs/Premium/Discount/Acc Int.	-	-	-	-	-
Net from Bond Sales:	-	250,000	150,000	-	400,000
Net TRF Loan Transactions	5,691	5,747	5,468	5,057	21,963
TOTAL RECEIPTS	1,483,366	1,702,783	1,731,251	1,576,031	6,493,431
AVAILABLE RESOURCES	2,207,044	2,041,155	2,054,105	1,930,049	8,232,352

The following revenue estimates are currently being used:
 November 2011 State Consensus Revenue Estimating Group
 November 2011 Highway Revenue Estimating Group
 Debt Service updated 08/01/2011

KDOT - All Agency Funds

(\$000)	2012	2013	2014	2015	Total SFY 2012-2015
EXPENDITURES:					
Maintenance	152,352	149,843	153,589	157,429	613,213
Construction					
Preservation	319,190	396,363	386,938	413,861	1,516,352
Modernization	32,491	44,376	22,280	15,891	115,038
Expansion & Enhancements	293,083	270,536	236,215	207,700	1,007,534
CE & PE	113,794	116,573	116,825	118,564	465,756
Total Construction	758,558	827,848	762,258	756,016	3,104,680
Modes					
Aviation	3,147	3,000	5,000	5,000	16,147
Public Transit	21,712	22,216	27,737	28,273	99,938
Rail	32,026	1,662	6,620	6,625	46,933
Total Modes	56,885	26,878	39,357	39,898	163,018
Local Support					
SC&CHF	143,597	144,666	155,837	157,125	601,225
Local Federal Aid Projects	108,299	111,995	124,724	64,249	409,267
Local Partnership Programs	55,840	71,951	56,303	45,012	229,106
City Connecting Links	3,346	3,360	3,360	3,360	13,426
Agency Operations	10,740	10,889	11,114	11,344	44,087
Other	16,454	14,391	13,959	13,344	58,148
Total Local Support	338,276	357,252	365,297	294,434	1,355,259
Management	64,386	63,456	65,033	66,648	259,523
Buildings	6,458	6,774	9,953	9,121	32,306
Total	70,844	70,230	74,986	75,769	291,829
Transfers Out	307,587	102,392	105,851	108,498	624,328
TOTAL before Debt Service	1,684,502	1,534,443	1,501,338	1,432,044	6,152,327
Debt Service	184,171	183,859	198,749	206,629	773,408
TOTAL EXPENDITURES	1,868,673	1,718,302	1,700,087	1,638,673	6,925,735
ENDING BALANCE	338,372	322,854	354,018	291,376	
Minimum Ending Balance Requirement	251,296	254,041	263,010	242,710	
AVAILABLE ENDING FUND BALANCE:	87,076	68,813	91,008	48,666	
	2012	2013	2014	2015	Total SFY 2012-2015

Required Ending Balances reflect:

1. Amounts required to satisfy bond debt service requirements.
2. Funds allocated by statute for distribution to specific programs.
3. An amount necessary to provide for orderly payment of agency bills.

MTPO

Metropolitan Topeka Planning Organization

620 SE Madison Street, Unit 11
Topeka, Kansas 66607-1118
Tel.: (785) 368-3728
Fax: (785) 368-2535
www.topeka.org

March 12th, 2012

Davonna C. Moore
KDOT Urban Planning Unit Manager
Kansas Department of Transportation
700 SW Harrison Street
Topeka, KS 66603

Dear Ms. Moore:

This letter is being sent to your office today to inform you that on March 12th, 2012 the Metropolitan Topeka Planning Organization (MTPO) approved the enclosed 2011-2014 Transportation Improvement **Program (TIP) Amendment #5** which contains changes to the following existing project:

#KA-2107-01 (KDOT) I-70 Bridge #043 (Deer Creek Bridge)--The scope of this project has been changed from a bridge replacement project to a bridge rehabilitation project.

This TIP amendment request was reviewed by MTPO staff and by the MTPO –Technical Advisory Committee. Following a public review period this amendment was recommended for approval by the MTPO-Policy Board at their March 12th 2012 meeting. The approved TIP amendment resolution with attachment is enclosed with this letter.

I would appreciate it if you could review and approve this TIP amendment as soon as possible and forward a copy of it to the Federal Transit Administration and Federal Highway Administration for their approval. If you have any questions concerning this amendment please call me at (785) 368-3728. I appreciate your assistance with this matter.

Sincerely,



David Thurbon
MTPO Secretary

Enclosure: TIP Amendment #5 Resolution and attachments

cc: MTPO Chairman

MTPO

Metropolitan Topeka Planning Organization

620 SE Madison Street, Unit 11
Topeka, Kansas 66607-1118
Tel.: (785) 368-3728
Fax: (785) 368-2535
www.topeka.org

RESOLUTION

WHEREAS, the Metropolitan Topeka Planning Organization (MTPO) is designated as the Metropolitan Planning Organization (MPO) to carry out the Continuing, Cooperative and Comprehensive planning program (3C process), including transportation planning; and,

WHEREAS, the Transportation Improvement Program (TIP) of the MPO identifies its project programming objectives, the functional and financial responsibilities of all participating entities, and projects designed to address regional mobility issues raised and discussed in the MPO's Long Range Transportation Plan; and,

WHEREAS, a Transportation Improvement Program for the Topeka Area is required to be adopted at least once every four years, and must be amended when necessary, in accordance with the Safe, Accountable, Flexible, Efficient Transportation Equity Act: A Legacy for Users (SAFETEA-LU) and related laws and regulations as well as MTPO adopted policies.

NOW, THEREFORE BE IT RESOLVED, that in accordance with the provisions of 23 CFR Part 450.212(b), the Kansas Department of Transportation and the Metropolitan Topeka Planning Organization hereby agree that the public involvement activities carried out in response to the metropolitan planning requirements in 23 CFR 450.322(c) or 23 CFR 450.324(c) satisfy the public involvement requirements to add this TIP amendment into the Statewide Transportation Improvement Program (STIP); and that the 2011-2014 Transportation Improvement Program for the Topeka Area be amended to include the following

Projects-

#KA-2107-01 (KDOT) I-70 Bridge #043 (Deer Creek Bridge)—The scope of this project has been changed from a bridge replacement project to a bridge rehabilitation project.

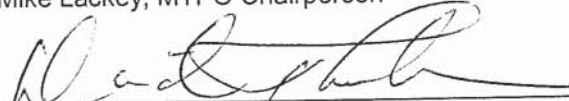
This comprises Amendment #5 to the 2011-2014 MTPO TIP

- An attachment describing the above projects in detail is included.
- A table showing the addition of this project and the accompanying fiscal constraint table is attached.

All above amendments are noted on the attachments to this resolution.



Mike Lackey, MTPO Chairperson



David Thurbon, MTPO Secretary

TIP Amendment #5

2011-2014 TIP # 5, KA-2107-01 (KDOT) I-70 Bridge #043 (Deer Creek Bridge Rehabilitation) —Attached please find the proposed amendment to the 2011-2014 TIP, pertaining to the revision of existing project #KA-2107-01. The scope of this project has changed from a “bridge replacement project,” to a “bridge rehabilitation project.” This change is only for the engineering phase, and has changed from a 2011 start to a 2012 start. The cost for this engineering phase is now reduced from \$416K to \$400K. Three hundred twenty thousand dollars of these PE funds will be advanced construction (AC) funds which will be converted to federal BRF funds in 2016. Upon conversion, \$80K will remain as state funds. The corresponding fiscal constraint table and project table are attached.

Funding Summary Table 2011 through 2014				TIP Amendment #5					
Metropolitan Topeka Planning Organization									
MTPO Metropolitan Planning Area									
Kansas Department of Transportation, Shawnee County, City of Topeka, and the Topeka Metropolitan Transit Authority									
Anticipated Funding									
Year	Federal Total for Road, Bridge, Safety, and Enhancement Projects	State Total for Road, Bridge, Safety, and Enhancement Projects	Local Total for Road, Bridge, Safety, and Enhancement Projects	Federal Total for Urban Transit Projects	State Total for Urban Transit Projects	Local Total for Urban Transit Projects	Total of Anticipated Funding	Anticipated Minus Programmed	
2011	7,166,606	7,563,900	3,040,500	2,376,000	461,000	3,215,000	23,823,006	4,136,406	
2012	7,707,000	5,600,000	831,000	2,332,000	461,000	3,215,000	20,146,000	0	
2013	4,706,606	0	11,570,000	2,332,000	461,000	3,215,000	22,284,606	-796,394	
2014	4,706,606	0	6,129,000	2,332,000	461,000	3,215,000	16,843,606	3,770,606	
Totals	24,286,818	13,163,900	21,570,500	9,372,000	1,844,000	12,860,000	83,097,218	7,110,618	
Funding Programmed in the TIP									
Year	Federal Total for Road, Bridge, Safety, and Enhancement Projects	State Total for Road, Bridge, Safety, and Enhancement Projects	Local Total for Road, Bridge, Safety, and Enhancement Projects	Federal Total for Urban Transit Projects	State Total for Urban Transit Projects	Local Total for Urban Transit Projects	Total of Programmed Funding		
2011	3,030,200	7,563,900	3,040,500	2,376,000	461,000	3,215,000	19,686,600		
2012	7,707,000	5,600,000	831,000	2,332,000	461,000	3,215,000	20,146,000		
2013	5,503,000	0	11,570,000	2,332,000	461,000	3,215,000	23,081,000		
2014	936,000	0	6,129,000	2,332,000	461,000	3,215,000	13,073,000		
Totals	17,176,200	13,163,900	21,570,500	9,372,000	1,844,000	12,860,000	75,986,600		
Notes for Anticipated Funding:									
This table includes Surface Transportation Program (STP), Bridge Reconstruction and Rehabilitation (BR), Hazard Elimination Safety (HES), Hazard Safety Improvement Program (HSIP), and Transportation Enhancement (TE) funds from the FHWA for locally sponsored projects.									
County Annual estimates: [BR Funds \$1,106,837] STP Funds \$1,308,888; City Annual estimate: [BR Funds \$847,524,524] [STP Funds \$1,093,357]									
This table includes an assumption that on average the region will receive annually \$150,000 in HES/HSIP funds and \$200,000 in TE funds based on recent history.									
These estimates for Safety and TE funds were used in the Anticipated Funds amounts for years that specific Safety and/or TE projects have not been awarded.									
This table includes the latest estimates from KDOT for sub-allocation amounts for STP and BR funding for Topeka and Shawnee County.									
This table includes all federal, state and local funding that is anticipated for KDOT sponsored or administered roadway and bridge projects in the MTPO metropolitan planning area.									
This table includes FTA Section 5307 Formula funds, Section 5309 Discretionary Capital funds, and Section 5316 Job Access-Reverse Commute (JARC) funds for urban transit.									
This table includes awarded FTA Section 5310 funds for projects in the MTPO metropolitan planning area.									
This table includes State Operating Assistance for the TMTA that is at levels funded under the current Comprehensive Transportation Program.									
This table includes local funding for transportation projects from various sources including general obligation bonds, sales taxes, property taxes, and other sources.									
The local amounts include funding needed to match federal and/or state funds plus funds for locally funded projects that are regionally significant.									
*Includes federal funds for Shawnee County and Topeka advanced by KDOT Local Projects									
Notes for Funding Programmed in the TIP									
This table includes all of the forms of anticipated funding listed above including local funds in excess of what is needed to match federal and state funding sources.									
Each proposed project for the TIP is placed into the TIP tables only after the project sponsor meets with the MTPO staff and identifies its funding sources.									

Fiscal Years 2011 Through Fiscal Year 2014

Roadway and Bridge Projects for the Metropolitan Topeka Planning Area

Amendment #5

			Cost \$ (thousands)				Comments		
			Federal	State	Local	Total			
County: SN	Juris: KDOT	Route: SN County, on I-70	<u>Year</u>	<u>Phase</u>	<u>Federal</u>	<u>State</u>	<u>Local</u>	<u>Total</u>	
Proj#: KA-2107-01		Loc: I-70 Bridge # 043	2012	Eng.	0	400	0	400	PE is using advance construction and \$320K will be converted to federal BRF funding in 2016. Upon conversion, \$80K will remain as State funds.
TIP#: 1-11-02-3		Work: Bridge Rehabilitation		R/W	0	0	0	0	
		Length (mi):		Utility	0	0	0	0	
		Class Interstate		Const./CE	0	0	0	0	
		Let Date 0		Total	0	400	0	400	
		Funding: ACBRF	Federal Total		0	Non/Fed. Total		400	

Local 0

State 400

Federal Total 0



City of Lawrence
Douglas County

PLANNING & DEVELOPMENT SERVICES

6 East 6th St.
P.O. Box 708
Lawrence, KS 66044

www.lawrenceplanning.org

Phone 785-832-3150
Tdd 785-832-3205
Fax 785-832-3160

February 24, 2012

Davonna C. Moore
Urban Planning Manager
Bureau of Transportation Planning
Kansas Department of Transportation
700 SW Harrison Street
Topeka, KS 66603

Dear Ms. Moore:

I'm sending this letter to inform you that on February 16 , 2012 the Lawrence-Douglas County Metropolitan Planning Organization (L-DC MPO) approved an amendment to the 2012-2015 Transportation Improvement Program (TIP). This amendment will make changes to several KDOT projects in Douglas County, the addition of "major projects" and "significant delay" definitions, and a list of major projects from the previous 2008-2012 TIP that had a significant delay. This amendment will also replace the 2010 list of obligated federal aid projects with the new 2011 list.

These TIP changes were reviewed by L-DC MPO staff and recommended for approval by the L-DC MPO Technical Advisory Committee at their February 7, 2012 meeting. The MPO approved TIP including this amendment is enclosed with this letter.

I would appreciate it if you could review and approve these TIP changes and forward a copy of them to the Federal Transit Administration and Federal Highway Administration for their approval. If you have any questions concerning this amended TIP please call me at (785) 832-3155. I appreciate your assistance with this matter.

Sincerely,

Jessica Mortinger
Transportation Planner

Enclosures: 2012-2015 TIP Amendment #1 resolutions and attachments

cc: Mokhtee Ahmad, FTA-Kansas City
Paul Foundoukis, FHWA-Topeka



RESOLUTION

WHEREAS, the Lawrence-Douglas County Metropolitan Planning Organization (L-DC MPO) is designated as the Metropolitan Planning Organization (MPO) to carry out the Continuing, Cooperative and Comprehensive (3 C) planning program, including transportation planning; and,

WHEREAS, the Transportation Improvement Program (TIP) of a MPO identifies the projects to use Federal Highway Administration, Federal Transit Administration and certain other State and local funds for the advancement of projects that implement the region's Metropolitan Transportation Plan (MTP) approved by the MPO; and

WHEREAS, a Transportation Improvement Program for each MPO is customarily adopted on a regular basis, and must be amended and/or revised when necessary, in accordance with 23 USC 134, 49 USC 5303-5306 and associated regulations and laws; and

WHEREAS, the local government sponsors of the projects described in this amendment have placed the necessary funds for those projects into their Capital Improvement Plans and conferred with the Kansas Department of Transportation to ensure that any needed federal and/or state funding for those projects is also available, and that this amendment maintains a fiscally constrained TIP; and

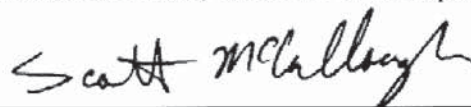
WHEREAS, the projects listed in this TIP that are sponsored by the Lawrence Transit System constitute the Program Of Projects (POP) for Lawrence Transit and by approving this TIP amendment the L-DC MPO is also reviewing and approving the POP for transit to bring the Lawrence Transit System into compliance with current FTA regulations regarding their POP.

NOW, THEREFORE BE IT RESOLVED, that in accordance with the provisions of 23 CFR Part 450.210, the Kansas Department of Transportation and the Lawrence-Douglas County Metropolitan Planning Organization hereby agree that the public involvement activities carried out in response to 23 CFR 450.324 (b) satisfy the public involvement requirements to add this TIP amendment into the Statewide Transportation Improvement Program (STIP); and that the 2012-2015 Transportation Improvement Program for the Lawrence-Douglas County Area be amended to make the text and projects table changes shown on the attached pages.

The Lawrence-Douglas County Metropolitan Planning Organization hereby approves this TIP revision on this 16th day of February 2012.



Charles L. Blaser, L-DC MPO Chairperson



Scott McCullough, L-DC MPO Secretary

2012-2015 TIP Project Changes List – TIP Amendment #1

Project Additions (project listings attached)

- MPO#:603 KDOT#:KA-2624-01
Cable Median Barrier: K-10 Douglas Co. near Eudora & Johnson Co. at K-7 Installation of cable median barrier at 2 locations. K-10 in DG Co from 5 miles W of K-10/Church St. Interchange, east for approx. 2 miles. K-10 in JO Co. from 1 mile west of K-10/K-7 Junction east for 2 miles. This project will occur in 2 locations along the K-10 Corridor in JO & DG counties. It will be reflected in both TIPS. The improvement will be considered as one project and the total project cost reflects the cost for both locations.
Program \$250,000 in HSIP for Preliminary Engineering, \$1,000 for State Utilities, 1,035,000 in HSIP for Construction and \$80,000 in HSIP for Construction Engineering.

Project Changes/Revisions (project listings attached)

- MPO#:100 KDOT#:KA-0685-01
K-10 Highway/ 23rd Street Bridge Project
Increase 2012 State funds for Construction Engineering from \$333,000 to \$357,000. Increase 2012 State funds for Construction from \$3,936,000 to \$4,260,000. Increase 2013 BR funds for Preliminary Engineering from \$890,000 to \$1,100,000. Amend Total project costs from \$6,160,000 to \$6,719,000.
- MPO#:101 KDOT#:K-6813-01
Bridge Replacement on US-59 - US 59 BR 017, Wakarusa Rv. 6.1 miles n/o US 56
Reduce 2013 BR funds for Construction from \$622,000 to \$381,000. Reduce 2013 State funds for Construction from \$156,000 to \$95,000. Amend Total project costs from \$994,000 to \$692,000.
- MPO#:102 KDOT#:K-7888-04
Road Improvements on US-59 - US 59 FR-DG County Line, North to 2L/4L Divided Section
Increase 2013 State funds for Construction from \$1,347,000 to \$1,394,000. Amend Total project costs from \$1,469,000 to \$1,516,000.
- MPO#:103 KDOT#:KA-0033-01
US 56 Tauy Creek Drainage Bridge
Increase 2013 State funds for Construction Engineering from \$191,000 to \$220,000. Increase 2013 State funds for Construction from \$2,549,000 to \$2,932,000. Increase 2014 BR funds for Preliminary Engineering from \$230,000 to \$350,000. Increase 2014 BR funds for Construction Engineering from \$191,000 to \$220,000. Increase 2014 BR funds for Construction from \$2,549,000 to \$2,932,000. Amend Total project costs from \$3,062,000 to \$3,594,000.
- MPO#:200 KDOT#:K-8392-04
South Lawrence Trafficway
Add \$8,565,000 State funds for Preliminary Engineering in 2012. Reduce State funds for Construction Engineering from \$13,329,000 to \$11,250,000. Reduce State funds for Construction from \$177,719 to \$150,000. Amend Total project costs from \$204,975,000 to \$173,800,000. Add comment: State funds to be converted to NHS funds in 2019. Delete comment PE in 2009. Check box for Advanced Construction.
- MPO#:201 KDOT#:KA-2059-01
Bridge Replacement on US-59 - US 59 over West Fork of Tauy Creek .14 mile N of DG/FR County Line

Reduce 2013 State funds for Construction Engineering from \$25,000 to \$20,000. Reduce 2013 State funds for Construction from \$337,000 to \$263,000. Reduce 2013 BR funds for Construction Engineering from \$101,000 to \$79,000. Reduce 2013 BR funds for Construction from \$1,350,000 to \$1,050,000. Increase 2015 BR funds for Preliminary Engineering from \$67,000 to \$72,000. Amend Total project costs from \$1,965,000 to \$1,569,000.

- MPO#:202 KDOT#:K-7888-06
Road Improvements on US-59 - US 59 Franklin-Douglas County Line N to 4-lane divided section
Reduce 2013 STP funds for Construction Engineering from \$1,231,000 to \$753,000. Reduce 2013 STP funds for Construction from \$16,261,000 to \$11,500,000. Amend Total project costs from \$23,165,000 to \$23,666,000.
- MPO#:210 KDOT#:23 U-0015-01
Iowa Street Reconstruction
Move all 2012 commitments to 2013.
- MPO#:214 KDOT#:23 U-2117-01
31st Street: Haskell to O'Connell
Remove ROW in 2015. Add 2012 Fed earmarked funds of 300,000 for ROW. Add 2012 Local funds of \$300,000 for ROW. Add 2013 Local funds of \$7,000,000 for Construction. Delete comment Construction in 2016. Add comment 'Bid with SLT.'
- MPO#:220 KDOT#:KA-1826-01
K-10/15th St./Bob Billings Pkwy Interchange
Increase 2014 State funds for Construction Engineering from \$1,175,000 to \$1,338,000. Increase 2014 State funds for Construction from \$15,662,000 to \$17,841,000. Add NHS funds in 2015 for planning AC Conversion for Utilities, Construction Engineering and Construction in the amounts of \$224,000; \$1,070,000 and \$14,273,000. Amend Total project costs from \$18,397,000 to \$20,739,000.
- MPO#:222 KDOT#:23 KA-2611-01
23rd & Iowa Geometric Improvements
Reduce 2014 State funds for Construction from \$900,000 to \$500,000. Increase 2014 local funds for Construction from \$900,000 to \$1,500,000. Amend Total project costs from \$1,800,000 to \$2,000,000. Delete comment: "Application pending KDOT approval."
- MPO#:223 KDOT#: NA
6th & Iowa Geometric Improvements
Remove \$375,000 state and \$375,000 local funding in 2014. Add local funds for 2013 Construction for \$900,000. Amend Total project costs from \$750,000 to \$900,000. Delete comment: "Application pending KDOT approval."

WICHITA AREA METROPOLITAN PLANNING ORGANIZATION

March 13, 2012

Stephanie Watts
Bureau of Transportation Planning
Kansas Department of Transportation
700 S.W. Harrison Street
Topeka, KS 66603-3754

Dear Ms. Watts:

Attached to the email is a copy of Amendment #3 to the 2012 Transportation Improvement Program (TIP) that was approved by the WAMPO Transportation Policy Body on March 13, 2012.

Please provide the appropriate approvals and incorporate the amendment into the State TIP.

If you have any questions, feel free to contact me.

Sincerely,



Brenton Holper
Associate Planner
Wichita Area Metropolitan Planning Organization
455 N. Main, 10th Floor
Wichita, KS 67212

T: (316) 352-4863
bholper@wichita.gov

cc: Allison Smith, KDOT
Paul Foundoukis, FHWA
Daniel Nguyen, FTA
Ron Seitz, KDOT
Sondra Clark, KDOT
Davonna Moore, KDOT
Bill Christian, WAMPO

2012 TIP Amendment #3 - Summary of Changes

The following summary reflects changes made to the 2012 TIP in Amendment #3 - March 13, 2012.

Sponsor	Year	Name	Scope	Change	WAMPO / KDOT Project #	Funding Source(s)	Total Federal Funding	Total State Funding	Total Local Funding	Total Funding
City of Wichita	2012	Bridge: Broadway @ 34th St. S. (Split 2)	Reconstruction of grade separation of Broadway and UPRR at 34th St. S. ROW in 2011. Construction in 2012, 2013.	Project funding sources adjusted.	B-10-002-C1 87N-0519-01	MPO-BR MPO-STP	\$2,091,021	\$0	\$0	\$2,091,021
KDOT	2012	ITS: Traffic Information Improvements	Installation of dynamic message signs, CCTV cameras, and radar detection.	Project cost revised.	ITS-12-001 KA-2336-01	KDOT	\$0	\$400,000	\$0	\$400,000
City of Wichita	2012	Other: 13th St. Floodway Crossing & I-235 Partial Interchange-Phase III - (Spilt 1)	Construct crossing of Wichita/Valley Center Floodway from I-235 to 13th & Ridge west of the floodway.	Change FFY from 2013 to 2012.	OTH-10-002 235-87 KA-2040-01	Local	\$0	\$2,900,000	\$20,975,000	\$23,875,000
City of Wichita	2012	Road: Central: 135th St. W. to 119th St. W. (Split 1)	Improve to a 5-lane facility including drainage and sidewalk. Realign Central so it is constructed on the section line. Two new bridges.	Project funding sources adjusted.	R-08-37-AC 87 N-0351-01	MPO-CMAQ MPO-STP	\$2,299,909	\$0	\$7,800,091	\$10,100,000

Sponsor	Year	Name	Scope	Change	WAMPO / KDOT Project #	Funding Source(s)	Total Federal Funding	Total State Funding	Total Local Funding	Total Funding
KDOT	2012	Road: Madison: Water to Buckner-Phase II	Reconstruction and extension of existing alignment including construction of new railroad crossing and closing of existing railroad crossing at Cherry St.	Project cost revised.	R-11-020 KA-0480-01	KDOT	\$0	\$741,000	\$741,000	\$1,482,000
Sedgwick County Department on Aging	2012	Transit: 5311 Capital - Sedgwick Co. Dept. on Aging	Two ramp accessible minivans for rural Sedgwick County Transportation.	Revise project scope and total funding based on awarded amount from KDOT.	T-12-003 N/A	FTA-Section 5311	\$38,608	\$0	\$9,652	\$48,260
KDOT	2013	Other: 13th St. Floodway Crossing & I-235 Partial Interchange - Seeding	Permanent seeding.	Project addition.	OTH-12-007 KA-2040-02	Local	\$0	\$6,375	\$85,000	\$91,375
City of Wichita	2013	Other: 13th St. Floodway Crossing & I-235 Partial Interchange-Phase III (Split 2)	Construct crossing of Wichita/Valley Center Floodway from I-235 to 13th & Ridge west of the floodway.	Change FFY from 2014 to 2013.	OTH-12-005 235-87 KA2040-01	Local	\$0	\$0	\$27,066,000	\$27,066,000
KDOT	2013	Road: US-54: N. Frontage Rd.: 135th St. W. to 151st St. W.	Construct Frontage Rd. N. of US-54 between 151st and 135th.	Project cost revised and project sponsor changed.	R-08-77 KA-2289-01	KDOT	\$0	\$2,000,000	\$1,300,000	\$3,300,000

Sponsor	Year	Name	Scope	Change	WAMPO / KDOT Project #	Funding Source(s)	Total Federal Funding	Total State Funding	Total Local Funding	Total Funding
KDOT	2013	Road: US-54: S. Frontage Rd.: 135th St. W. to 151st St. W.	Construct frontage Rd. S. of US-54 between 151st and 135th.	Project cost revised and project sponsor changed.	R-08-76 KA-2285-01	KDOT	\$0	\$2,000,000	\$1,000,000	\$3,000,000
KDOT	2014	Road: I-135: Junction of K-96 (37th N.) to Park City Limits - Phase III	Heavy roadway rehabilitation.	Advanced construction conversion year updated.	R-11-018-AC KA-0733-01	KDOT	\$0	\$19,074,800	\$0	\$19,074,800

* Projects in FFY 2012, 2013, and/or 2014 have Year of Expenditure (YOE) factored into this summary. Project costs for these years may not match values entered into the application form for this reason.

Funding Summary Spreadsheet

WAMPO Competitive Funds										
FFY	MPO-STP		MPO-CMAQ		MPO-BR / MPO-BRS		MPO-BRO		Total	
	Anticipated	Programmed	Anticipated	Programmed	Anticipated	Programmed	Anticipated	Programmed	Anticipated	Programmed
2012	\$9,463,637	\$9,463,637	\$1,975,473	\$1,975,473	\$2,372,542	\$2,372,542	\$0	\$0	\$13,811,652	\$13,811,652
2013	\$8,231,665	\$8,231,665	\$2,742,709	\$2,742,709	\$485,556	\$485,556	\$370,451	\$370,451	\$11,830,381	\$11,830,381
2014	\$8,231,665	\$8,231,665	\$2,742,709	\$2,742,709	\$485,556	\$485,556	\$370,451	\$370,451	\$11,830,381	\$11,830,381
2015	\$8,231,665	\$8,231,665	\$2,742,709	\$2,742,709	\$485,556	\$485,555	\$370,451	\$359,956	\$11,830,381	\$11,819,885
Total	\$34,158,632	\$34,158,632	\$10,203,600	\$10,203,600	\$3,829,210	\$3,829,209	\$1,111,353	\$1,100,858	\$49,302,795	\$49,292,299

Non-Competitive Funding											
FFY	FTA-Section 5307	FTA-Section 5309	FTA-Section 5310	FTA-Section 5311	FTA-Section 5316	FTA-Section 5317	County STP	County Bridge	Federal Bridge (Fed-BR)	Federal STP (Fed-STP)	Total
2012	\$4,473,000	\$0	\$0	\$152,808	\$250,000	\$139,891	\$0	\$0	\$0	\$686,000	\$5,701,699
2013	\$4,618,400	\$0	\$0	\$0	\$0	\$0	\$0	\$0	\$0	\$0	\$4,618,400
2014	\$6,688,400	\$0	\$0	\$0	\$0	\$0	\$0	\$0	\$0	\$0	\$6,688,400
2015	\$0	\$0	\$0	\$0	\$0	\$0	\$0	\$0	\$0	\$0	\$0
Total	\$15,779,800	\$0	\$0	\$152,808	\$250,000	\$139,891	\$0	\$0	\$0	\$686,000	\$17,008,499

* Transit funds in the WAMPO region are typically programmed within the TIP for only the first FFY.

Non-Competitive Funding Cont...								
FFY	National Highway System (NHS)	Transportation Enhancement (TE)	Interstate Maintenance (IM)	Safety (HSIP)	Safe Routes to Schools (SRTS)	Earmarked Funds (HPD)	National Corridor Planning and Development (NCPD)	Total
2012	\$0	\$2,752,845	\$5,552,511	\$5,553,427	\$500,000	\$7,394,084	\$1,052,109	\$22,804,976
2013	\$0	\$0	\$0	\$2,275,000	\$0	\$0	\$0	\$2,275,000
2014	\$0	\$0	\$0	\$675,000	\$0	\$0	\$0	\$675,000
2015	\$0	\$0	\$0	\$675,000	\$0	\$0	\$0	\$675,000
Total	\$0	\$2,752,845	\$5,552,511	\$9,178,427	\$500,000	\$7,394,084	\$1,052,109	\$26,429,976

Advanced Construction		
FFY	State Advanced Construction *	Local Advanced Construction *
2012	\$13,400,000	\$7,800,091
2013	\$0	\$3,266,213
2014	\$20,700,396	\$3,339,184
2015	\$113,100,000	\$16,755,888
Total	\$147,200,396	\$31,161,376

Overall Anticipated Funding Summary					
FFY	Federal	State	Local	Advanced Const.	Total
2012	\$40,087,056	\$5,459,425	\$57,961,826	\$21,200,091	\$124,708,398
2013	\$18,723,781	\$4,106,375	\$52,745,038	\$3,266,213	\$78,841,407
2014	\$19,193,781	\$64,929,200	\$28,223,700	\$24,039,580	\$136,386,261
2015	\$12,494,885	\$10,000,000	\$23,111,722	\$129,855,888	\$175,462,495
Total	\$90,499,503	\$84,495,000	\$162,042,286	\$178,361,772	\$515,398,561

* Advanced Construction funds are reimbursed with federal funds if and when available.

Every local and state dollar spent on transportation projects leverages **\$0.21** in federal funds.